

## HSBC ETFs PLC

# HSBC EURO STOXX 50 UCITS ETF

Marketing communication | Monthly report 31 July 2025 | H50EEUR SW | EUR



## Investment objective

The Fund aims to track as closely as possible the returns of the EURO STOXX 50 Index (the "Index"). The Fund will invest in or gain exposure to shares of companies which make up the Index.



## Investment strategy

The Index is made up of the 50 largest stock market listed companies in the European Monetary Union. The Fund will be passively managed and will aim to invest in the shares of the companies in generally the same proportion as in the Index. However, there may be circumstances when it is not possible or practical for the Fund to invest in all constituents of the Index. If the Fund cannot invest directly in the companies that constitute the Index, it may gain exposure by using other investments such as depositary receipts, derivatives or funds. The Fund may invest up to 35% of its assets in securities from a single issuer during exceptional market conditions. The Fund may invest up to 10% of its assets in total return swaps and contracts for difference. The Fund may invest up to 10% of its assets in other funds, including HSBC funds. See the Prospectus for a full description of the investment objectives and derivative usage.



## Main risks

- The Fund's unit value can go up as well as down, and any capital invested in the Fund may be at risk.
- The value of investible securities can change over time due to a wide variety of factors, including but not limited to: political and economic news, government policy, changes in demographics, cultures and populations, natural or human-caused disasters etc.
- To the extent that the Fund seeks to replicate index performance by holding individual securities, there is no guarantee that its composition or performance will exactly match that of the target index at any given time ("tracking error").

### Fund facts

Fund manager	HSBC Global Asset Management (UK) Limited
Custodian	HSBC Continental Europe
Fund administrator	HSBC Securities Services (Ireland) DAC

## Share Class Details

### Key metrics

NAV per Share	<b>EUR 56.92</b>
Performance 1 month	<b>0.45%</b>
Tracking error 3 years	<b>0.12%</b>

### Fund facts

UCITS V compliant	<b>Yes</b>
Dividend treatment	<b>Distributing</b>
Distribution Frequency	<b>Semi-Annually</b>
Dividend ex-date	<b>6 February 2025</b>
Dividend Yield <sup>1</sup>	<b>2.70%</b>
Last Paid Dividend	<b>0.273600</b>
Dividend currency	<b>EUR</b>
Fund base currency	<b>EUR</b>
Currency Hedged	<b>Not Hedged</b>
Share Class Base Currency	<b>EUR</b>
Domicile	<b>Ireland</b>
Inception date	<b>5 October 2009</b>
Shares outstanding	<b>21,172,026</b>
Fund Size	<b>EUR 1,449,128,686</b>
Reference benchmark	<b>100% EURO STOXX 50 Net</b>
Replication Method	<b>Physical- Full</b>
SIPP eligible	<b>Yes</b>
Issuer	<b>HSBC ETFs PLC</b>
Fiscal year end	<b>Dec</b>

### Fees and expenses

Ongoing Charge Figure <sup>2</sup>	<b>0.050%</b>
------------------------------------	---------------

### Codes

ISIN	<b>IE00B4K6B022</b>
Valoren	<b>10638656</b>

<sup>1</sup>Dividend Yield: represents the ratio of distributed income over the last 12 months to the fund's current Net Asset Value.

<sup>2</sup>Ongoing Charges Figure is based on expenses over a year. The figure includes annual management charge but not the transaction costs. Such figures may vary from time to time.

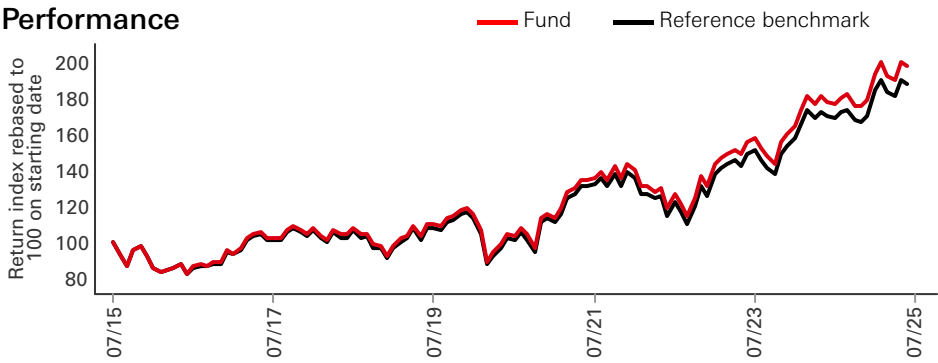
Past performance does not predict future returns. The figures are calculated in the share class base currency, dividend reinvested, net of fees.

This is a marketing communication. Please refer to the prospectus and to the KID before making any final investment decisions.

For definition of terms, please refer to the Glossary QR code and Prospectus.

Source: HSBC Asset Management, data as at 31 July 2025

Performance



Performance (%)	YTD	1 month	3 months	6 months	1 year	3 years ann	5 years ann	10 years ann
Fund	11.34	0.45	4.62	2.97	12.35	16.18	14.10	7.14
Reference benchmark	10.88	0.43	4.33	2.57	11.81	15.60	13.53	6.59
Tracking difference	0.46	0.02	0.29	0.39	0.53	0.58	0.58	0.55
Tracking error	--	--	--	--	0.13	0.12	0.14	--

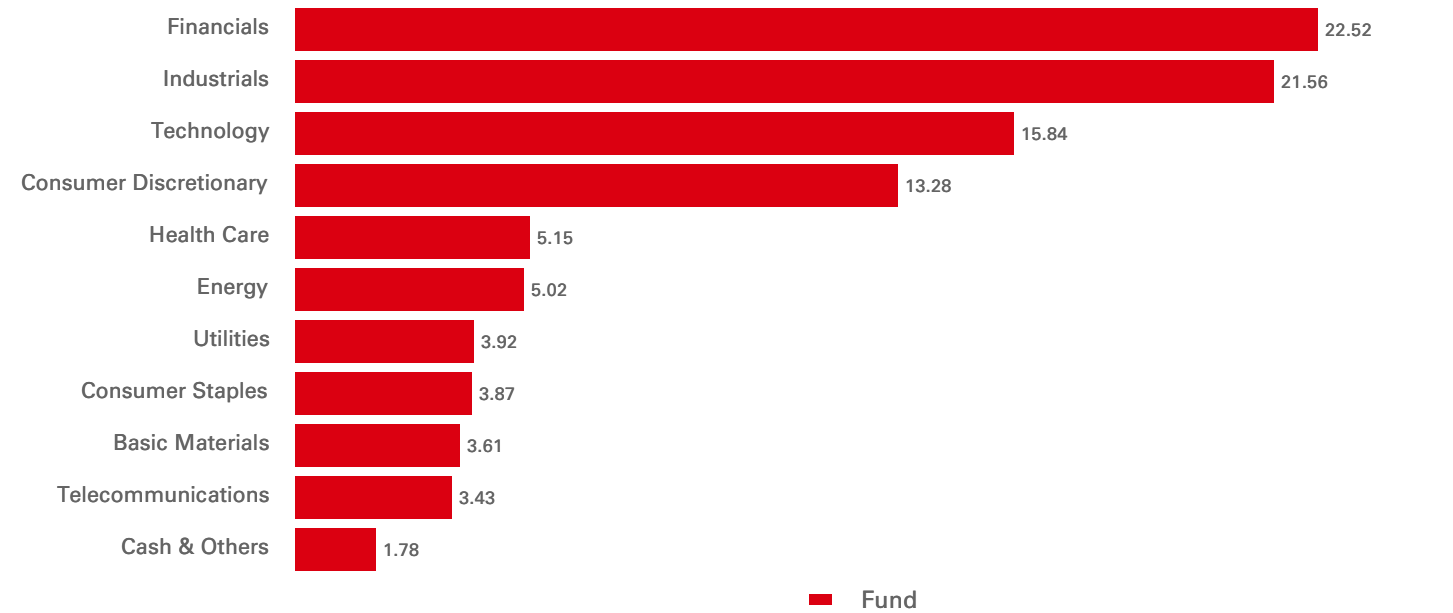
  

Rolling Performance (%)	31/07/24-31/07/25	31/07/23-31/07/24	31/07/22-31/07/23	31/07/21-31/07/22	31/07/20-31/07/21	31/07/19-31/07/20	31/07/18-31/07/19	31/07/17-31/07/18	31/07/16-31/07/17	31/07/15-31/07/16
Fund	12.35	12.28	24.31	-6.32	31.68	-6.02	1.68	5.56	18.78	-14.04
Reference benchmark	11.81	11.71	23.67	-6.98	31.23	-6.50	1.05	4.96	18.29	-14.46

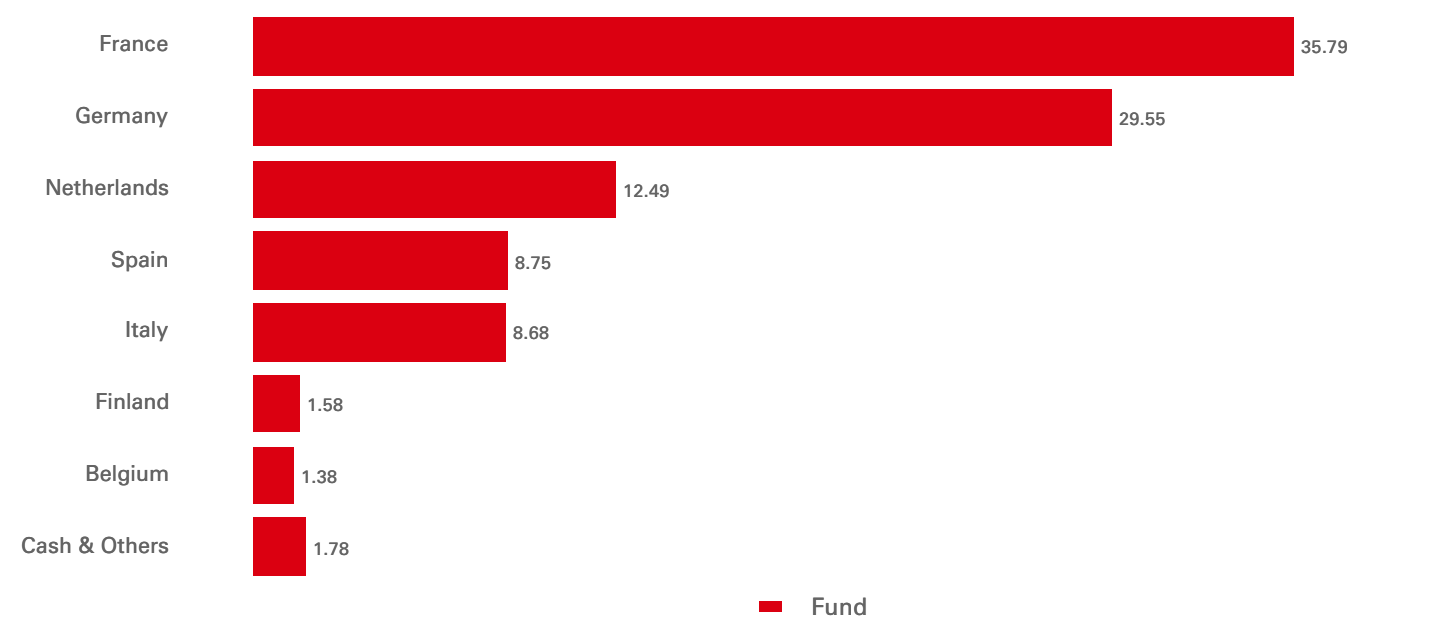
Equity characteristics	Fund	Reference benchmark
No. of holdings ex cash	50	50
Average Market Cap (EUR Mil)	152,424	152,427
Price/earning ratio	13.28	13.28

Benchmark Information	
Index name	100% EURO STOXX 50 Net
Index currency	EUR
Index Rebalancing Frequency	Quarterly
TR Index Bloomberg Ticker	SX5T
TR Index Reuters RIC	.STOXX50ER

Sector Allocation (%)



Geographical Allocation (%)



Top 10 Holdings	Location	Sector	Weight (%)
SAP SE	Germany	Technology	6.69
ASML Holding NV	Netherlands	Technology	6.30
Siemens AG	Germany	Industrials	4.41
Allianz SE	Germany	Financials	3.50
Schneider Electric SE	France	Industrials	3.43
LVMH Moet Hennessy Louis Vuitton SE	France	Consumer Discretionary	3.14
TotalEnergies SE	France	Energy	3.08
Banco Santander SA	Spain	Financials	2.98
Deutsche Telekom AG	Germany	Telecommunications	2.95
Safran SA	France	Industrials	2.83

Exchange name	Listing date	Trading currency	Trading hours	Bloomberg ticker	Reuters	iNAV Bloomberg	iNAV Reuters
NYSE EURONEXT - EURONEXT PARIS	07 Dec 2009	EUR	09:00 - 17:30	50E FP	H50E.PA	50EEURIV	50EEURINAV=SOLA
LONDON STOCK EXCHANGE	06 Oct 2009	GBP	08:00 - 16:30	H50E LN	H50E.L	H50EGBIV	H50EGBXINAV=SOLA
SIX SWISS EXCHANGE	03 Sep 2010	USD	09:00 - 17:30	H50E SW	H50E.S	H50EUSIV	H50EUSDINAV=SOLA
DEUTSCHE BOERSE AG-XETRA	11 Oct 2010	EUR	09:00 - 17:30	H4ZA GY	H4ZA.DE	50EEURIV	50EEURINAV=SOLA
DEUTSCHE BOERSE AG- XFRA	11 Oct 2010	EUR	08:00 - 20:00	H4ZA GR	H4ZA.DE	50EEUIV	50EEU.iv.P
SIX SWISS EXCHANGE	11 Apr 2011	EUR	09:00 - 17:30	H50EEUR SW	H50EE.S	50EEURIV	50EEURINAV=SOLA
BORSA ITALIANA SPA	14 Jun 2017	EUR	09:00 - 17:35	H50E IM	H50E.MI	50EEURIV	50EEURINAV=SOLA

## Risk Disclosure

- Derivatives may be used by the Fund, and these can behave unexpectedly. The pricing and volatility of many derivatives may diverge from strictly reflecting the pricing or volatility of their underlying reference(s), instrument or asset.
- Investment Leverage occurs when the economic exposure is greater than the amount invested, such as when derivatives are used. A Fund that employs leverage may experience greater gains and/or losses due to the amplification effect from a movement in the price of the reference source.
- Where overseas investments are held the rate of currency exchange may cause the value of such investments to go down as well as up.
- Further information on the potential risks can be found in the Key Information Document (KID) and/or the Prospectus or Offering Memorandum.

## Index Disclaimer

STOXX Limited ("STOXX") is the source of Euro Stoxx 50 and the data comprised therein. STOXX has not been involved in any way in the creation of any reported information and does not give any warranty and excludes any liability whatsoever (whether in negligence or otherwise) – including without limitation for the accuracy, adequateness, correctness, completeness, timeliness, and fitness for any purpose – with respect to any reported information, or in relation to any errors, omissions or interruptions in the Euro Stoxx 50 or its data. Any dissemination or further distribution of any such information pertaining to STOXX is prohibited.

Source: HSBC Asset Management, data as at 31 July 2025

Follow us on:



**HSBC Asset Management**

Tel: +41 (0) 44 206 26 00 E-mail:  
swiss.investorservices@hsbc.com  
Website: [www.etf.hsbc.com](http://www.etf.hsbc.com)

---

### Fund center



### Glossary



[www.assetmanagement.hsbc.ch/api/v1/  
download/document/lu0164939612/ch/  
en/glossary](http://www.assetmanagement.hsbc.ch/api/v1/download/document/lu0164939612/ch/en/glossary)

**Important Information**

This material is for marketing purposes and is intended for professional investors only. It does not constitute investment advice, legal or tax advice, or a recommendation to buy or sell and financial instruments and should not be relied upon as such. This document has no contractual value and is not intended as a solicitation or offer. The ETF is authorized for distribution in Switzerland within the meaning of Article 120 of the Federal Collective Investment Schemes Act (CISA). For investors in Switzerland, the representative is HSBC Asset Management (Switzerland) AG, Gartenstrasse 26, Postfach, CH-8002 Zürich, Schweiz. Paying agent: HSBC Private Bank (Suisse) S.A., Quai des Bergues 9-17, P. O. Box 2888, CH-1211 Geneva 1. The prospectus, Key Information Document (KID), articles of incorporation and the (semi-)annual report of the fund are available free of charge from the representative. Investors should read the relevant risk warnings in the prospectus and KID before making an investment decision. Past performance is not indicative of future results.