

HSBC ETFs PLC

HSBC EURO STOXX 50 UCITS ETF

Monthly report 31 March 2024 | H50EEUR SW | EUR



Investment objective

The Fund aims to track as closely as possible the returns of the EURO STOXX 50 Index (the "Index"). The Fund will invest in or gain exposure to shares of companies which make up the Index.



Investment strategy

The Index is made up of the 50 largest stock market listed companies in the European Monetary Union. The Fund will be passively managed and will aim to invest in the shares of the companies in generally the same proportion as in the Index. However, there may be circumstances when it is not possible or practical for the Fund to invest in all constituents of the Index. If the Fund cannot invest directly in the companies that constitute the Index, it may gain exposure by using other investments such as depositary receipts, derivatives or funds. The Fund may invest up to 35% of its assets in securities from a single issuer during exceptional market conditions. The Fund may invest up to 10% of its assets in total return swaps and contracts for difference. The Fund may invest up to 10% of its assets in other funds, including HSBC funds. See the Prospectus for a full description of the investment objectives and derivative usage.



Main risks

- The Fund's unit value can go up as well as down, and any capital invested in the Fund may be at risk.
- The value of investible securities can change over time due to a wide variety of factors, including but not limited to: political and economic news, government policy, changes in demographics, cultures and populations, natural or human-caused disasters etc.
- To the extent that the Fund seeks to replicate index performance by holding individual securities, there is no guarantee that its composition or performance will exactly match that of the target index at any given time ("tracking error").

Fund facts

Fund manager	HSBC Global Asset Management (UK) Limited
Custodian	HSBC Continental Europe
Fund administrator	HSBC Securities Services (Ireland) DAC

Share Class Details

Key metrics

NAV per Share	EUR 53.33
Performance 1 month	4.37%
Tracking error 3 years	0.16%

Fund facts

UCITS V compliant	Yes
Dividend treatment	Distributing
Distribution Frequency	Semi-Annually
Dividend ex-date	1 February 2024
Dividend Yield ¹	2.52%
Last Paid Dividend	0.221400
Dividend currency	EUR
Fund base currency	EUR
Currency Hedged	Not Hedged
Share Class Base Currency	EUR
Domicile	Ireland
Inception date	5 October 2009
Shares outstanding	15,424,036
Fund Size	EUR 866,268,941
Reference benchmark	100% EURO STOXX 50 Net
Replication Method	Physical- Full
SIPP eligible	Yes
Issuer	HSBC ETFs PLC
Fiscal year end	Dec

Fees and expenses

Ongoing Charge Figure ²	0.050%
------------------------------------	---------------

Codes

ISIN	IE00B4K6B022
Valoren	10638656

¹Dividend Yield: represents the ratio of distributed income over the last 12 months to the fund's current Net Asset Value.

²Ongoing Charges Figure is based on expenses over a year. The figure includes annual management charge but not the transaction costs. Such figures may vary from time to time.

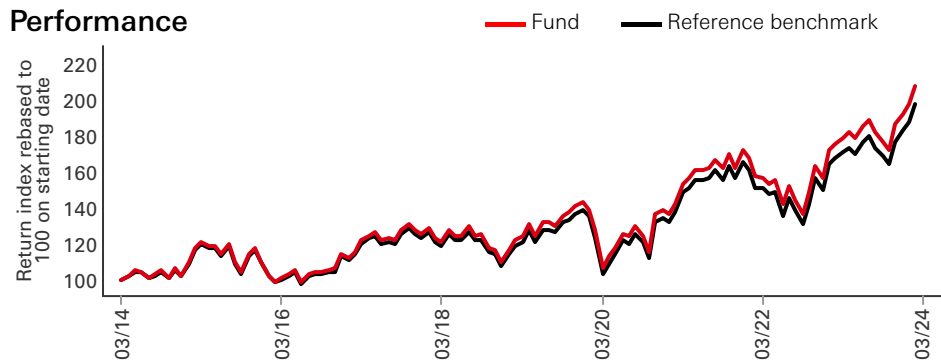
Past performance does not predict future returns. The figures are calculated in the share class base currency, dividend reinvested, net of fees.

This is a marketing communication. Please refer to the prospectus and to the KID before making any final investment decisions.

For definition of terms, please refer to the Glossary QR code and Prospectus.

Source: HSBC Asset Management, data as at 31 March 2024

Performance



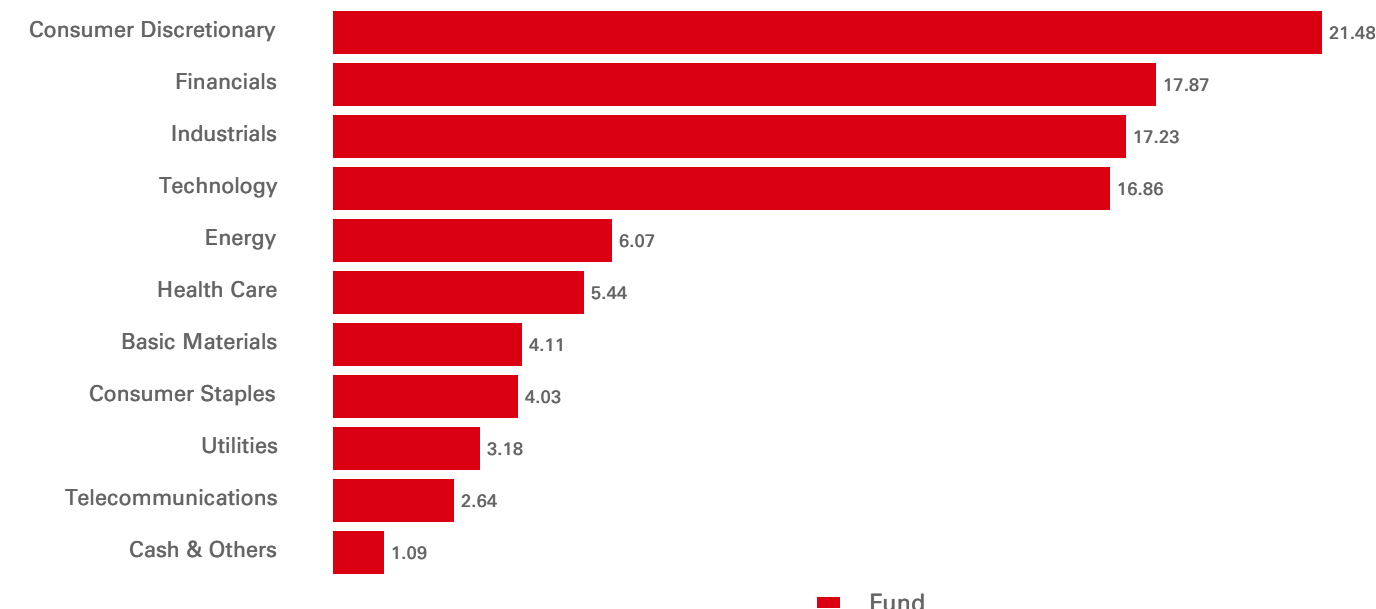
Performance (%)	YTD	1 month	3 months	6 months	1 year	3 years ann	5 years ann	10 years ann
Fund	12.90	4.37	12.90	22.60	21.40	12.24	11.84	8.07
Reference benchmark	12.81	4.33	12.81	22.45	20.78	11.63	11.23	7.52
Tracking difference	0.09	0.04	0.09	0.15	0.62	0.61	0.60	0.55
Tracking error	--	--	--	--	0.12	0.16	0.15	--

Rolling Performance (%)	31/03/23-31/03/24	31/03/22-31/03/23	31/03/21-31/03/22	31/03/20-31/03/21	31/03/19-31/03/20	31/03/18-31/03/19	31/03/17-31/03/18	31/03/16-31/03/17	31/03/15-31/03/16	31/03/14-31/03/15
Fund	21.40	14.07	2.11	44.02	-14.09	3.19	-1.27	20.76	-16.45	20.83
Reference benchmark	20.78	13.48	1.48	43.47	-14.67	2.58	-1.70	20.14	-16.72	20.12

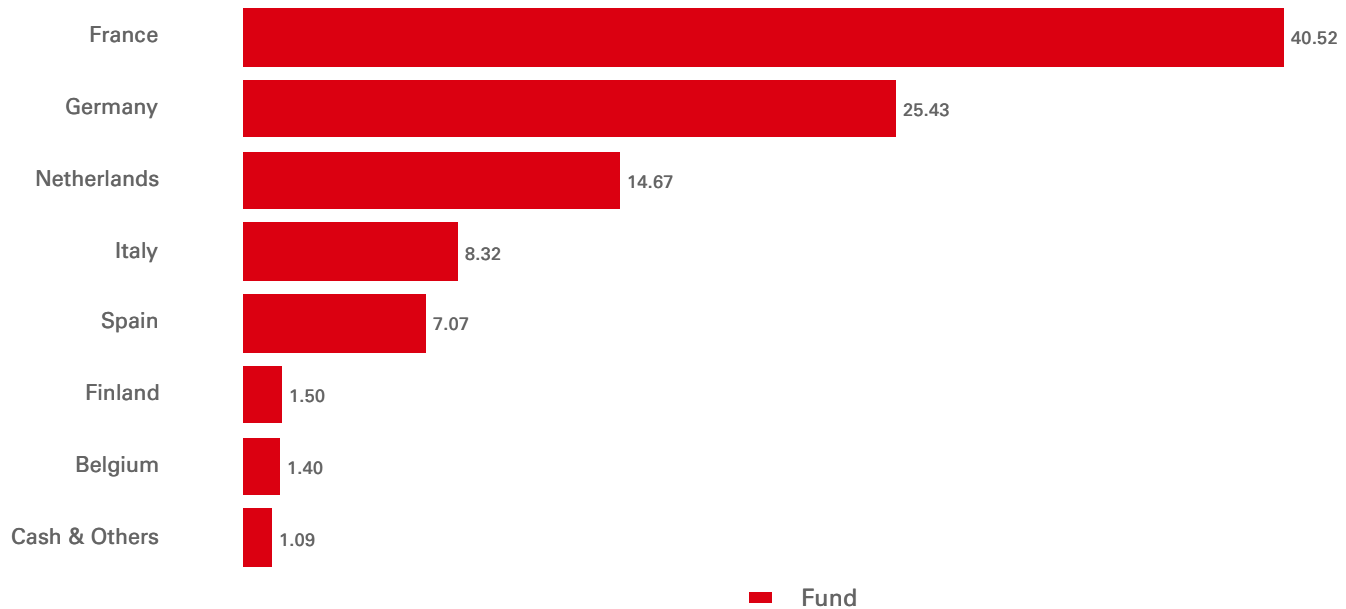
Equity characteristics	Fund	Reference benchmark
No. of holdings ex cash	50	50
Average Market Cap (EUR Mil)	158,939	158,937
Price/earning ratio	11.92	11.92

Benchmark Information	
Index name	100% EURO STOXX 50 Net
Index currency	EUR
Index Rebalancing Frequency	Quarterly
TR Index Bloomberg Ticker	SX5T
TR Index Reuters RIC	.STOXX50ER

Sector Allocation (%)



Geographical Allocation (%)



Top 10 Holdings	Location	Sector	Weight (%)
ASML Holding NV	Netherlands	Technology	9.09
LVMH Moet Hennessy Louis Vuitton	France	Consumer Discretionary	5.94
SAP SE	Germany	Technology	5.42
TotalEnergies SE	France	Energy	4.20
Siemens AG	Germany	Industrials	3.67
Schneider Electric SE	France	Industrials	3.32
Allianz SE	Germany	Financials	3.01
L'Oreal SA	France	Consumer Discretionary	2.93
Sanofi SA	France	Health Care	2.89
Air Liquide SA	France	Basic Materials	2.80

Exchange name	Listing date	Trading currency	Trading hours	Bloomberg ticker	Reuters RIC	iNAV Bloomberg	iNAV Reuters
NYSE EURONEXT - EURONEXT PARIS	07 Dec 2009	EUR	09:00 - 17:30	50E FP	H50E.PA	50EEURIV	50EEURINAV=SOLA
LONDON STOCK EXCHANGE	06 Oct 2009	GBP	08:00 - 16:30	H50E LN	H50E.L	H50EGBIV	H50EGBXINAV=SOLA
SIX SWISS EXCHANGE	03 Sep 2010	USD	09:00 - 17:30	H50E SW	H50E.S	H50EUSIV	H50EUSDINAV=SOLA
DEUTSCHE BOERSE AG-XETRA	11 Oct 2010	EUR	09:00 - 17:30	H4ZA GY	H4ZA.DE	50EEURIV	50EEURINAV=SOLA
DEUTSCHE BOERSE AG- XFRA	11 Oct 2010	EUR	08:00 - 20:00	H4ZA GR	H4ZA.DE	50EEUIV	50EEU.iv.P
SIX SWISS EXCHANGE	11 Apr 2011	EUR	09:00 - 17:30	H50EEUR SW	H50EE.S	50EEURIV	50EEURINAV=SOLA
BORSA ITALIANA SPA	14 Jun 2017	EUR	09:00 - 17:35	H50E IM	H50E.MI	50EEURIV	50EEURINAV=SOLA

Risk Disclosure


- Derivatives may be used by the Fund, and these can behave unexpectedly. The pricing and volatility of many derivatives may diverge from strictly reflecting the pricing or volatility of their underlying reference(s), instrument or asset.
- Investment Leverage occurs when the economic exposure is greater than the amount invested, such as when derivatives are used. A Fund that employs leverage may experience greater gains and/or losses due to the amplification effect from a movement in the price of the reference source.
- Where overseas investments are held the rate of currency exchange may cause the value of such investments to go down as well as up.
- Further information on the potential risks can be found in the Key Information Document (KID) and/or the Prospectus or Offering Memorandum.

Index Disclaimer

STOXX Limited ("STOXX") is the source of Euro Stoxx 50 and the data comprised therein. STOXX has not been involved in any way in the creation of any reported information and does not give any warranty and excludes any liability whatsoever (whether in negligence or otherwise) – including without limitation for the accuracy, adequateness, correctness, completeness, timeliness, and fitness for any purpose – with respect to any reported information, or in relation to any errors, omissions or interruptions in the Euro Stoxx 50 or its data. Any dissemination or further distribution of any such information pertaining to STOXX is prohibited.

Source: HSBC Asset Management, data as at 31 March 2024

Follow us on:



Tel: +41 (0) 44 206 26 00 E-mail:
swiss.investorservices@hsbc.com
Website: www.etf.hsbc.com

Fund center



Glossary



Important Information

The material contained herein is for marketing purposes and is for your information only. This document is not contractually binding nor are we required to provide this to you by any legislative provision. It does not constitute legal, tax or investment advice or a recommendation to any reader of this material to buy or sell investments. You must not, therefore, rely on the content of this document when making any investment decisions.

This document has no contractual value and is not by any means intended as a solicitation, nor a recommendation for the purchase or sale of any financial instrument. (Potential) investors are kindly asked to consult the latest issued Key Information Document (KID), prospectus, articles of incorporation and the (semi-)annual report of the fund which may be obtained free of charge at the head office of the representative: HSBC Asset Management (Switzerland) AG, Gartenstrasse 26, Postfach, CH-8002 Zürich, Schweiz. Paying agent: HSBC Private Bank (Suisse) S.A., Quai des Bergues 9-17, P. O. Box 2888, CH-1211 Geneva 1. Investors and potential investors should read and note the risk warnings in the prospectus and relevant KID. Before subscription, investors should refer to the prospectus for general risk factors and to the KID for specific risk factors associated with this fund. Issue and redemption expenses are not taken into consideration in the calculation of performance data.

The fund is a sub-fund of HSBC ETFs plc ("the Company"), an investment company with variable capital and segregated liability between sub-funds, incorporated in Ireland as a public limited company, and is authorised by the Central Bank of Ireland. The company is constituted as an umbrella fund, with segregated liability between sub-funds. Shares purchased on the secondary market cannot usually be sold directly back to the Company. Investors must buy and sell shares on the secondary market with the assistance of an intermediary (e.g. a stockbroker) and may incur fees for doing so. In addition, investors may pay more than the current Net Asset Value per share when buying shares and may receive less than the current Net Asset Value per Share when selling them. Affiliated companies of HSBC Global Asset Management (UK) Limited may make markets in HSBC ETFs plc. UK based investors are advised they may not be afforded some of the protections conveyed by the Financial Services and Markets Act (2000), (the Act). The Company is recognised in the UK by the Financial Conduct Authority under section 264 of the Act. The shares in the company have not been and will not be offered for sale or sold in the United States of America, its territories or possessions and all areas subject to its jurisdiction, or to United States Persons. Investors and potential investors should read and note the risk warnings in the prospectus, relevant KID and Fund supplement (where available) and additionally, in the case of retail clients, the information contained in the supporting SID.

Further Information can be found in the prospectus.