

CSIF (CH) Bond Switzerland AAA-BBB ESG Blue ZB

Fund information

Fixed income

1'086'251'034

Fund total net assets in CHF

Share class TNA, CHF	Share class NAV, CHF	Ongoing charges
898'472'069	988.21	0.01%

Fund details

Investment Manager	Credit Suisse Asset Management (Schweiz) AG, Index Solutions Team
Fund launch date	08.03.2021
Share class launch date	08.03.2021
Share class	ZB
Share class currency	CHF
Distribution policy	accumulating
Fund domicile	Switzerland
Benchmark	SBI ESG AAA-BBB (TR)

Investment Policy

The fund is managed using an indexed approach and is distinguished by its broad diversification, low tracking error, and low-cost management. The investment objective is to replicate the benchmark as closely as possible and to minimize performance deviations from the benchmark.

Performance overview

According to MIFID standards (Markets in Financial Instruments Directive) no performance figures shall be made available to investors if the product was launched less than twelve months ago.

Asset breakdown - by instrument currency

In % of total economic exposure

	Portfolio	Benchmark	Portfolio Benchmark
CHF	100.00	100.00	
USD	0.00	n/a	

Asset breakdown - by duration bucket

In % of total economic exposure

	Portfolio	Benchmark	Portfolio Benchmark
<1 year	1.68	0.66	
1-3 years	17.82	20.27	
3-5 years	19.73	18.86	
5-7 years	17.50	17.61	
7-10 years	18.78	18.35	
>10 years	24.49	24.24	

Asset breakdown - by SIX Rating

In % of total economic exposure

	Portfolio	Benchmark	Portfolio Benchmark
AAA	58.31	58.09	
AA	21.15	21.82	
A	11.93	11.91	
BBB	8.26	8.18	
Not rated	0.33	n/a	
Others	0.02	n/a	

Asset breakdown - by Barclays Four Pillar Sectors

In % of total economic exposure

	Portfolio	Benchmark	Portfolio Benchmark
Covered	33.92	33.53	
Treasuries	17.41	17.42	
Local Authority	17.27	17.65	
Financial Institutions	12.89	12.48	
Industrials	9.02	9.42	
Agency	5.49	5.56	
Supranational	2.66	2.65	
Utility	1.03	1.15	
Sovereign	0.30	0.13	
Cash	0.02	n/a	

Potential Risks

The Fund's risk and reward profile does not reflect the risk inherent in future circumstances that differ from what the Fund has experienced in the recent past. This includes the following events which are rare but can have a large impact.

- Credit risk: Issuers of assets held by the Fund may not pay income or repay capital when due. The Fund's investments generally have low credit risk.
- Liquidity risk: Assets cannot necessarily be sold at limited cost in an adequately short timeframe. However, this Fund's investments should generally have good liquidity.
- Operational risk: Deficient processes, technical failures or catastrophic events may cause losses.
- Political and Legal risks: Investments are exposed to changes of rules and standards applied by a specific country. This includes restrictions on currency convertibility, the imposing of taxes or controls on transactions, the limitations of property rights or other legal risks.

The product's investment objectives, risks, charges and expenses, as well as more complete information about the product, are provided in the prospectus (or relevant offering document), which should be read carefully before investing.

BVV2

- Total alternative investments (in accordance with Art. 53 BVV 2): 0
- Of which alternative investments (in accordance with Art. 53 para. 1e BVV 2): 0
- Of which debt-type investments (in accordance with Art. 53 para. 3 BVV 2): 0
- The fund only invests in debt instruments permitted in accordance with Art. 53 para. 1b point 9 BVV 2.

ESG Portfolio Summary

This fund promotes environmental, social and governance (ESG) characteristics (within the meaning of Art. 8 of Regulation (EU) 2019/2088). It applies the CSAM Sustainable Investing Policy (www.credit-suisse.com/esg) by replicating an ESG benchmark index to attain the desired ESG characteristics.

Exclusion of controversial weapons*

Credit Suisse Index Funds and Exchange Traded Funds will no longer invest in companies which are involved in the development or production of nuclear, biological, and chemical warfare agents, anti-personnel mines and cluster bombs. Hence we position ourselves in line with the exclusion list from the Swiss Association for Responsible Investments (SVVK - ASIR). The tracking quality of our index funds remains broadly unchanged by these exclusions.

Applied ESG characteristics

ESG Benchmark ESG Integration Engagement Exclusion Criteria Proxy Voting

Top 10 issuers

In % of total economic exposure

	in %
SWITZERLAND (CONFEDERATION OF)	17.41
PFANDBRIEFBANK SCHWEIZERISCHER HYPOTHEKARINSTITUTE AG	17.04
Pfandbrief Kntbk	14.21
GENEVE CANTON DE	2.05
ZUERCHER KANTONALBANK	1.42
LUZERNER KANTONALBANK AG	1.20
ZURICH CITY OF	1.14
EUROPEAN INVESTMENT BANK	0.92
ZURICH CANTON OF	0.92
SWISSCOM AG	0.79

Top 10 positions - ESG Characteristics

Instrument Name	Weight	GICS sector	ESG rating	Controversy flag
SWITZERLAND (CONFEDERATION OF)	1.62%	Sovereigns	AA	n.a.
SWITZERLAND (CONFEDERATION OF)	1.22%	Sovereigns	AA	n.a.
SWITZERLAND (CONFEDERATION OF)	1.08%	Sovereigns	AA	n.a.
SWITZERLAND (CONFEDERATION OF)	1.08%	Sovereigns	AA	n.a.
SWITZERLAND (CONFEDERATION OF)	1.03%	Sovereigns	AA	n.a.
SWITZERLAND (CONFEDERATION OF)	1.01%	Sovereigns	AA	n.a.
SWITZERLAND (CONFEDERATION OF)	0.99%	Sovereigns	AA	n.a.
SWITZERLAND (CONFEDERATION OF)	0.96%	Sovereigns	AA	n.a.
SWITZERLAND (CONFEDERATION OF)	0.88%	Sovereigns	AA	n.a.
SWITZERLAND (CONFEDERATION OF)	0.87%	Sovereigns	AA	n.a.









ESG overview

ESG Portfolio against traditional benchmark

	Portfolio	Benchmark
Overall ESG quality rating	AA	AA
Overall ESG quality score	7.22	7.19
ESG score environment	5.26	5.34
ESG score social	5.89	5.82
ESG score governance	6.11	6.04
Coverage for MSCI Rating/Scoring	91.88%	90.50%
Weighted Average Carbon Intensity (Tons of CO2e/\$M sales)	52.19	56.52






Asset breakdown - by ESG rating

In % of total economic exposure (ESG Portfolio against traditional benchmark)

	Portfolio	Benchmark	Relative	
AAA	3.04	3.21	-0.17	
AA	33.97	32.50	1.47	
A	46.84	43.93	2.92	
BBB	5.10	6.53	-1.42	
BB	2.06	2.47	-0.41	
B	0.87	1.83	-0.96	
CCC	n/a	0.04	-0.04	
Others	8.12	9.50	-1.38	






Asset breakdown - by ESG rating momentum

In % of total economic exposure (ESG Portfolio against traditional benchmark)

	Portfolio	Benchmark	Relative	
Strong upward	0.61	0.63	-0.02	
Upward	24.05	24.30	-0.25	
Stable	23.85	25.18	-1.32	
Downward	20.38	18.81	1.57	
Others	31.11	31.08	0.03	












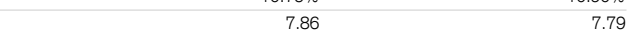
Asset breakdown - by ESG controversy flag

In % of total economic exposure (ESG Portfolio against traditional benchmark)

	Portfolio	Benchmark	Relative	
Green	59.30	56.41	2.88	
Yellow	4.67	5.71	-1.05	
Orange	5.09	6.51	-1.42	
Red	n/a	0.46	-0.46	
Others	30.94	30.90	0.05	

ESG Weighted carbon emission intensity

CO2-equivalent emission intensity per \$m revenues (ESG Portfolio against traditional benchmark)

	Portfolio	Benchmark	
Materials	2'827	1'474	
Real Estate	113	92	
Utilities	85	435	
Industrials	70	76	
Consumer Staples	39	40	
Consumer Discretionary	26	30	
Communication	23	22	
Health Care	13	18	
FI Securities	4	3	
Financials	3	8	
Information Technology	0	0	
Energy	n/a	781	

Key risk figures

	Portfolio	Benchmark
Number of securities	1'105	1'345
Percentage of top 10 weights	10.75%	10.90%
Modified duration	7.86	7.79
Yield to worst	0.06%	0.06%
Average rating	AA+	AA

Key identifiers

ISIN	CH0597394540
Valor no.	59739454
Ticker	CSBSQBC SW
Benchmark	SBI ESG AAA-BBB (TR)
Benchmark Bloomberg ticker	SBESGT
Asset breakdown benchmark	SBI AAA-BBB (TR)
Other share classes	CH0597394557, CH0597394540, CH0597394565

Key facts

Fund management company	Credit Suisse Funds AG
UCITS	No
Accounting year end	28. February
Securities lending	No
Subscription notice period	daily
Redemption notice period	daily
Subscription spread (remains within the fund)	0.35%
Redemption spread (remains within the fund)	0.00%
Closing Time	14:00 CET
Swinging single pricing (SSP)	no swing NAV
Sales registration	Switzerland

Glossary

Use of income	Indicates whether the fund distributes or reinvests the dividends received from underlying securities (Accumulating)
Accumulating	Indicates a regular reinvestment of the dividends received in the portfolio itself
Ongoing Charges	The calculation of the ongoing charge is based on the Committee of European Securities Regulators/10-674 Directive. For a maximum of 12 months from December 31, 2020, the ongoing charges figure is based on estimated expenses. From December 2021, the ongoing charges figure is based on last year's expenses for the year ending December 2021. It excludes performance fees and portfolio transaction costs, except in the case of an entry/exit charge paid by the Fund when buying or selling shares/units in another collective investment undertaking
ESG Score	ESG Score which is provided by MSCI ESG, is measured on a scale from 0 (very poor) to 10 (very good). The Overall ESG Quality Score does not correspond directly to the presented underlying Environment, Social and Governance Pillar scores. The Pillar scores are derived on an absolute basis, while the Overall ESG Quality Score is adjusted to reflect the industry-specific level of ESG risk exposure. Since Pillar scores are absolute, and Overall scores are relative, the first cannot be averaged to derive the latter
GICS	Global Industry Classification Standard
ESG Rating	Company ESG Rating, which is provided by MSCI ESG, is measured on a scale from AAA (highest rating) to CCC (lowest rating). The rating is based on the underlying company's exposure to industry specific ESG risks and their ability to mitigate those risks relative to their peers. The overall portfolio rating is calculated on an industry relative basis while the underlying individual E, S and G ratings are absolute. Hence, the overall rating cannot be seen as an average of the individual E, S and G ratings. Please note that the benchmark used in this ESG analysis is the traditional (non-ESG) index
ESG Rating momentum	The ESG Rating momentum describes the change in the ESG rating during the last 12 months. Strong upward respectively strong downward means that the rating has improved/deteriorated by at least two notches. Upward respectively downward means that the rating has improved/deteriorate by one notch. Stable means that the rating has remained unchanged
ESG controversy flag	ESG Controversies Flag is designed to provide timely and consistent assessments of ESG controversies involving publicly traded companies and fixed income issuers. A controversy case is typically a one-off event such as an environmental oil spill, an accident, or allegations such as safety issues in a production facility. The color indicator, which spans from red to green, indicates the most severe involvement (red) to the least involved (green) in any controversies
Carbon intensity	Carbon Intensities compares the weighted average emissions intensity per million \$ sales (broken down by GICS sector) between the portfolio and the benchmark. It also displays the active weight in the GICS sector

Disclaimer*

Swinging Single Pricing	For more details, please refer to the relevant chapter "Net Asset Value" of the fund's prospectus
Exclusions of controversial weapon	For more information on the applied norms-based exclusions please refer to: www.svk-asir.ch © In the absence of suitable and/or liquid equity index futures on ESG indices, the Sub-Fund / Fund may use equity index futures, which refer to traditional indices (non-ESG) in order to reduce various risks, for efficient portfolio management and as a way to gain or reduce market exposure
Applied ESG Characteristics	For further information on the methodology applied to assess the ESG characteristics of the investments, please refer to www.msci.com/our-solutions/esg-investing/



CREDIT SUISSE ASSET MANAGEMENT (Switzerland) Ltd.

Index Solutions
+41443344141
index.solutions@credit-suisse.com

Want to learn more?

Visit: <https://credit-suisse.com/fundsearch>

This material constitutes marketing material of Credit Suisse Group AG and/or its affiliates (hereafter "CS").

This material does not constitute or form part of an offer or invitation to issue or sell, or of a solicitation of an offer to subscribe or buy, any securities or other financial instruments, or enter into any other financial transaction, nor does it constitute an inducement or incitement to participate in any product, offering or investment.

Nothing in this material constitutes investment research or investment advice and may not be relied upon. It is not tailored to your individual circumstances, or otherwise constitutes a personal recommendation.

The information and views expressed herein are those of CS at the time of writing and are subject to change at any time without notice. They are derived from sources believed to be reliable.

CS provides no guarantee with regard to the content and completeness of the information and where legally possible does not accept any liability for losses that might arise from making use of the information. If nothing is indicated to the contrary, all figures are unaudited. The information provided herein is for the exclusive use of the recipient.

The information provided in this material may change after the date of this material without notice and CS has no obligation to update the information.

This material may contain information that is licensed and/or protected under intellectual property rights of the licensors and property right holders. Nothing in this material shall be construed to impose any liability on the licensors or property right holders. Unauthorised copying of the information of the licensors or property right holders is strictly prohibited.

The full offering documentation including, the prospectus or offering memorandum, the key investor information document (KIID), the basic information document (Basisinformationsblatt) for Swiss products, the fund rules, as well as the annual and bi-annual reports ("Full offering documentation"), as the case may be, may be obtained free of charge in the languages listed below from the legal entity/entities indicated below or where available via FundSearch (am-credit-suisse/fundsearch).

Information on your local distributors, representatives, information agent, paying agent, if any, and your local contacts in respect of the investment product(s) can be found below.

The only legally binding terms of any investment product described in this material, including risk considerations, objectives, charges and expenses are set forth in the prospectus, offering memorandum, subscription documents, fund contract and/or any other fund governing documents.

For a full description of the features of the products mentioned in this material as well as a full description of the opportunities, risks, and costs associated with the respective products, please refer to the relevant underlying securities prospectuses, sales prospectuses, or other additional product documents, which we will be pleased to provide to you at any time upon request.

This material may not be forwarded or distributed to any other person and may not be reproduced. Any forwarding, distribution or reproduction is unauthorized and may result in a violation of the U.S. Securities Act of 1933, as amended (the "Securities Act"). The securities referred to herein have not been, and will not be, registered under the Securities Act, or the securities laws of any states of the United States and, subject to certain exceptions, the securities may not be offered, pledged, sold or otherwise transferred within the United States or to, or for the benefit or account of, U.S. persons.

In addition, there may be conflicts of interest with regard to the investment.

In connection with the provision of services, Credit Suisse AG and/or its affiliates may pay third parties or receive from third parties, as part of their fee or otherwise, a one-time or recurring fee (e.g., issuing commissions, placement commissions or trailer fees).

Prospective investors should independently and carefully assess (with their tax, legal and financial advisers) the specific risks described in available materials, and applicable legal, regulatory, credit, tax and accounting consequences prior to making any investment decision.

The alternative investment fund manager or the management company, as applicable, may decide to terminate local arrangements for the marketing of the shares/units of a fund, including terminating registrations or notifications with the local supervisory authority.

Copyright © 2021 CREDIT SUISSE GROUP AG and/or its affiliates. All rights reserved.

Management Company (Fondsleitung): Credit Suisse Funds AG * Uetlibergstrasse 231 CH-8070 Zurich	Custodian: Credit Suisse (Schweiz) AG Paradeplatz 8 CH-8001 Zurich	Distributor: Credit Suisse Asset Management (Switzerland) Ltd. Kalandergasse 4 CH-8045 Zurich	Regulator / Supervisor legal entity: Swiss Financial Market Supervisory Authority (FINMA) Language versions available: German, English, French, Italian
--	---	---	---

* Legal entity, from which the full offering documentation, the key investor information document (KIID), the fund rules, as well as the annual and bi-annual reports, if any, may be obtained free of charge.