This is a marketing communication.
Please refer to the prospectus/information document of the fund and to the KIID/KID (as applicable) before making any final investment decisions.
This product may only be distributed in or from Switzerland to qualified investors as defined pursuant to the Collective Investment Schemes Act (CISA) in connection with the Federal Act on Financial Services (FinSA).
For information purposes only, this presentation should not be used as a basis for investment decision.

Asset Management
July 31, 2024

CSIF (CH) Equity Switzerland Total Market ESG Blue ZB

ESG Integration
ESG aware

Fund information
Equity

6'149'677'318
Fund total net assets in CHF

Share class TNA, CHF	Share class NAV, CHF	Ongoing charges[1]
4'197'053'223	**1'198.11**	**0.0058%**

MTD (net) return	QTD (net) return	YTD (net) return
2.61%	**2.61%**	**11.91%**
Bench. 2.61%	**Bench. 2.61%**	**Bench. 11.95%**

Fund details

Investment Manager	Credit Suisse Asset Management (Schweiz) AG, Index Solutions Team
Fund launch date	08.03.2021
Share class launch date	08.03.2021
Share class	ZB
Share class currency	CHF
Distribution policy	Accumulating
Fund domicile	Switzerland
ISIN	CH0597394516
Benchmark	SPI ESG (TR)

Investment Policy
The fund is managed with an indexed method and is distinguished by broad diversification, low tracking errors, and low-cost management. The investment objective is to replicate the reference index as closely as possible and to minimize performance deviations from the benchmark. The SPI® ESG Total Return (SPIT) measures the development of Swiss equities based on ESG Ratings provided by Inrate. The index consists of those components of SPI which have at least a rating of C+ on a Scale from A+ to D- and make less than 5% turnover in disputed sectors.

Investing involves risk including the risk of loss of capital. Past performance does not predict future returns. Neither simulated nor historical performance is a reliable indicator for current or future performance.

Morningstar rating ★★★★☆
(31.07.2024)

Performance overview - monthly & cumulative
since 01.01.2024

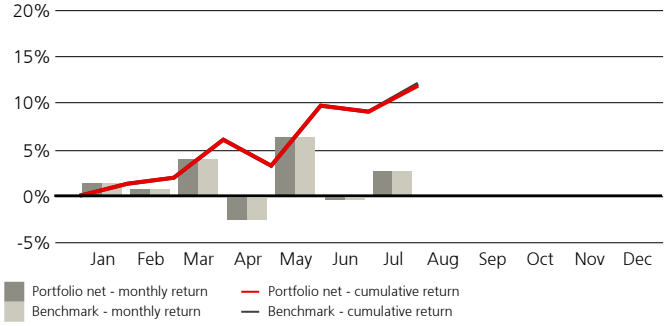

Performance overview - cumulative
since 01.04.2021

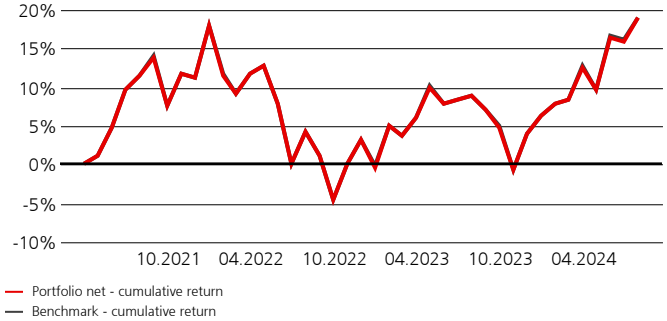

Performance overview - monthly & YTD
since 01.01.2024, in %

	Jan	Feb	Mar	Apr	May	Jun	Jul	Aug	Sep	Oct	Nov	Dec	YTD
Portfolio net	1.35	0.63	3.89	-2.58	6.17	-0.47	2.61						11.91
Benchmark	1.35	0.63	3.92	-2.59	6.17	-0.47	2.61						11.95
Relative net	**0.00**	**0.00**	**-0.03**	**0.01**	**-0.01**	**-0.01**	**0.00**						**-0.04**

Performance overview
since 01.04.2021, in %

	Rolling Returns		Annualized Returns			
	1 months	3 months	1 year	3 years	5 years	ITD
Portfolio net	2.61	8.42	9.25	2.23	n/a	5.34
Benchmark	2.61	8.44	9.30	2.24	n/a	5.36
Relative net	**0.00**	**-0.01**	**-0.04**	**-0.02**	**n/a**	**-0.02**

Risk overview - ex post
since 01.04.2021, in %

	Annualized risk, in %			
	1 year	3 years	5 years	ITD
Portfolio volatility	11.54	12.88	n/a	12.57
Benchmark volatility	11.55	12.88	n/a	12.58
Tracking error	**0.03**	**0.02**	**n/a**	**0.02**

[1] If the currency of a financial product and/or its costs is different from your reference currency, the return and cost may increase or decrease as a result of currency fluctuations.
ESG stands for environmental (E), social (S), and governance (G).
Please find the definition of all the acronyms/terms used in this document in the Glossary. Additional important information can be found at the end of the document.

Performance overview - yearly

since 01.04.2021, in %

	2021	2022	2023	2024	ITD
Portfolio net	17.90	-15.44	6.62	11.91	18.95
Benchmark	17.91	-15.44	6.64	11.95	19.03
Relative net	**-0.02**	**0.00**	**-0.02**	**-0.04**	**-0.07**

Asset breakdown by instrument currency

In % of total economic exposure

	Portfolio	Benchmark
CHF	100.00	100.00
EUR	0.00	-
USD	0.00	-

Asset breakdown by MSCI country

In % of total economic exposure

	Portfolio	Benchmark
Switzerland	99.27	99.31
Israel	0.00	0.00
Others	0.73	0.69

Asset breakdown by GICS sector

In % of total economic exposure

	Portfolio	Benchmark
Health Care	34.68	34.71
Financials	17.92	17.92
Consumer Staples	16.92	16.93
Industrials	12.48	12.47
Materials	8.65	8.66
Consumer Discretionary	5.11	5.12
Information Technology	1.96	1.96
Real Estate	1.33	1.33
Communication	0.91	0.92
Others	0.04	0.00

Asset breakdown by market capitalization

In % of total economic exposure (in USD)

	Portfolio	Benchmark
<5B	5.85	5.84
5B-10B	4.86	4.85
10B-20B	3.82	3.81
20B-30B	6.67	6.66
30B-50B	15.78	15.80
50B-100B	11.84	11.85
>100B	51.14	51.19
Others	0.03	-

Potential Risks

The Fund's risk and reward profile does not reflect the risk inherent in future circumstances that differ from what the Fund has experienced in the recent past. This includes the following events which are rare but can have a large impact.

- Liquidity risk: Assets cannot necessarily be sold at limited cost in an adequately short timeframe. Part of the Fund's investments may be prone to limited liquidity. The Fund will endeavor to mitigate this risk by various measures.
- Operational risk: Deficient processes, technical failures or catastrophic events may cause losses.
- Political and Legal risks: Investments are exposed to changes of rules and standards applied by a specific country. This includes restrictions on currency convertibility, the imposing of taxes or controls on transactions, the limitations of property rights or other legal risks.
- Sustainability risks: Sustainability risks are environmental, social or governance events or conditions that can have a material negative effect on the return, depending on the relevant sector, industry and company exposure.

The product's investment objectives, risks, charges and expenses, as well as more complete information about the product, are provided in the prospectus (or relevant offering document), which should be read carefully before investing.

Investors may lose part or all of their invested amount. The investment promoted in this marketing material concerns the acquisition of units or shares in a fund and not of any underlying assets. The underlying assets are owned by the fund only. The full offering documentation including complete information on risks may be obtained free of charge from a UBS client advisor, representative, or, where applicable, via Fundsearch (credit-suisse.com/fundsearch).

Risk profile[2]

PRIIP SRI

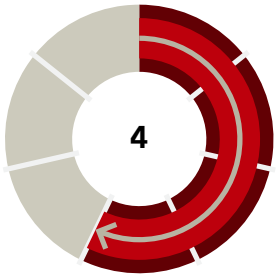

Larger values (up to 7) indicate higher risk while lower values (up to 1) indicate lower risk.

BVV2

- The fund only invests in equity instruments permitted in accordance with Art. 53 para. 1d BVV 2.

The statements from UBS in relation to the Ordinance on Occupational Retirement, Survivors' and Disability Pension Plans (BVV 2) were made with the greatest of care and to the best of its knowledge and belief. They represent the views of UBS at the time the fact sheet was produced and are subject to change at any time without notice. UBS makes no representation with regard to the classifications and accepts no liability with respect thereto.

[2] The risk indicator assumes you keep the Product for 7 years. The actual risk can vary significantly if you redeem at an early stage and you may get back less. The Summary Risk Indicator is a guide to the level of risk of this Product compared to other products. It shows how likely it is that the Product will lose money because of movements in the markets. Be aware of currency risk if your reference currency differs from the currency of the Product. You may receive payments in a different currency, so the final return you will get depends on the exchange rate between the two currencies. Investors shall note that the Product may be exposed to further risks such as operational, counterparty, political, sustainability and legal risks that are not included in the Summary Risk Indicator. This Product does not include any protection from future market performance so you could lose some or all of your investment.

Top 10 issuers

In % of total economic exposure

Issuer name[3]	Weight
NESTLE SA	14.77%
ROCHE HOLDING AG	13.27%
NOVARTIS AG	12.74%
UBS GROUP AG	5.45%
ABB LTD	4.92%
COMPAGNIE FINANCIERE RICHEMONT SA	4.55%
ZURICH INSURANCE GROUP AG	4.47%
HOLCIM AG	2.82%
LONZA GROUP AG	2.77%
SIKA AG	2.71%

Key risk figures

	Portfolio	Benchmark
Number of securities	166	168

Risk overview - ex post

	3 years
	Portfolio
Beta	1.00

Key identifiers

Instrument Name	CSIF (CH) Equity Switzerland Total Market ESG Blue ZB
ISIN	CH0597394516
Valor no.	59739451
Bloomberg ticker	CSESZBC SW
Benchmark	SPI ESG (TR)
Benchmark Bloomberg ticker	SPIT
Traditional benchmark	SPI (TR)
Traditional benchmark Bloomberg ticker	SPI
Other share classes	CH0597394524, CH1178570375, CH0597394516, CH0597394532, CH1117195003

Key facts

Fund management company	UBS Fund Management (Switzerland) AG
UCITS	No
Fund of funds	No
Accounting year end	28. February
Securities lending	No
Subscription notice period	daily
Subscription settlement period	T + 2
Redemption notice period	daily
Redemption settlement period	T + 2
Subscription spread (remains within the fund)	0.02%
Redemption spread (remains within the fund)	0.02%
Cut-off time	14:00 CET
Swinging single pricing (SSP*)	no swing NAV

ESG Approach[4]

This fund promotes environmental, social and governance (ESG) characteristics. As index tracking fund, the ESG characteristics of the fund and its ESG integration approach are derived from the ESG index that the fund is tracking. Therefore, the ESG rules and criteria applied by the fund are defined by the index provider and they may deviate from the standards set in the CSAM Sustainable Investing Policy.

In addition, the fund may apply additional ESG exclusions provided the fund stays within the anticipated tracking error as determined in the Prospectus. Those additional exclusions are defined under the CSAM Sustainable Investing Policy and may consist of certain norms-based exclusions (affecting issuers that are not compliant with international treaties on controversial weapons), values-based exclusions (affecting issuers that that derive a significant portion of their revenue from the production of thermal coal or the production of electricity from thermal coal) and conduct-based exclusions of SVVK-ASIR (i.e. exclusion recommendations of the Swiss Association for Responsible Investments affecting issuers whose conduct or products violate the normative criteria of SVVK-ASIR, e.g. violations of international conventions or production of controversial weapons).

For further information about the ESG investment criteria and the sustainability-related aspects of the fund please consider the legal and regulatory documents of the fund (such as, e.g., the prospectus) and visit www.credit-suisse.com/esg. In addition to sustainability-related aspects, the decision to invest in the fund should take into account all objectives and characteristics of the fund as described in its prospectus, or in the information which is to be disclosed to investors in accordance with applicable regulations.

Certain data points are provided for mere transparency purposes and are not linked to a specific ESG investment process, nor to CSAM ESG methodology. For details about the fund's ESG decision-making process, please refer to the fund's prospectus.

The breakdowns in the ESG section below are based on a traditional benchmark which may deviate from the fund primary benchmark. Fund benchmark[5]: SPI ESG (TR). ESG asset breakdown benchmark: SPI (TR).

ESG Characteristics

ESG Index	Exclusion Criteria	ESG Integration by Index Provider	Active Ownership[6]	Sustainable Investment Objective
☑	☑	☑	☑	☐

[3] This is an indicative allocation which may change over time. This product is not a direct investment the collaterals displayed above. As a result, it does not reflect the actual performance of the product either positively or negatively. The individual entities and/or instruments mentioned on this page are meant for illustration purposes only and are not intended as a solicitation or an offer to buy or sell any interest or any investment.
[4] Classification under the CS Sustainable Investment Framework reflects assessment at time of writing and may be subject to change.
[5] This product is linked to a third party index SPI ESG (TR) and as such, CS has limited discretion with respect to construction and applicable investment exclusion rules.
[6] Active Ownership is part of the fund's strategy to act in the best interests of its investors and to preserve and optimize the long-term value of their investments. To promote best practices and to ensure that the investee companies are sustainable and successful in the long term, Active Ownership is designed to influence the investee companies on two levels: first, through proxy voting, and second, through engagement. In the case of investments in other funds (Target Funds), the fund has no or only limited ability to exercise Active Ownership on the Target Fund, resp. on the Target Funds' investee companies.

ESG Overview

According to MSCI methodology. Fund performance against traditional benchmark: SPI (TR).

	Portfolio	Benchmark
ESG Rating	AA	AA
ESG Quality score	7.82	7.79
Environmental score	6.13	6.13
Social score	5.22	5.20
Governance score	6.45	6.44
Coverage for Rating/Scoring	97.45%	98.78%
Weighted Average Carbon Intensity (Tons of CO2e/$M sales)	93.26	92.81
Coverage for Carbon Intensity	97.76%	99.09%

Note: The total carbon intensity figure shown in this section may be higher than the total in the breakdown graph. This is because the figure is normalized, and actual weights are inflated because of limited data coverage. For further information on the MSCI methodology for the above listed ESG data points, please refer to the glossary.

Top 10 positions - ESG Characteristics

In terms of the fund's total economic exposure. Certain data points disclosed in this table are provided for mere transparency purposes and are not linked to a specific ESG investment process, nor to CSAM ESG methodology. For details about the fund's ESG decision-making process, please refer to the fund's prospectus. Source: MSCI

Instrument Name[7]	Weight in portfolio	GICS sector	MSCI ESG Rating	Controversy flag	Carbon intensity (tCO2e / $M sales)
NESTLE SA	14.77%	Consumer Staples	A	Orange	39.19
NOVARTIS AG	12.74%	Health Care	AA	Yellow	9.42
ROCHE HOLDING PAR AG	12.69%	Health Care	A	Orange	9.70
UBS GROUP AG	5.45%	Financials	AA	Orange	3.38
ABB LTD	4.92%	Industrials	AAA	Green	7.40
COMPAGNIE FINANCIERE RICHEMONT SA	4.55%	Consumer Discretionary	AA	Green	3.28
ZURICH INSURANCE GROUP AG	4.47%	Financials	AAA	Green	1.00
HOLCIM LTD AG	2.82%	Materials	AA	Yellow	2'630.80
LONZA GROUP AG	2.77%	Health Care	AAA	Green	81.90
SIKA AG	2.71%	Materials	AA	Green	25.03

Note: All ESG data points in the table refer to an underlying issuer as applicable (e.g., an equity issuer in case of a convertible bond). For further information on the methodology for the above listed ESG data points, please refer to the glossary.

Asset breakdown by ESG rating

In % of total economic exposure. Fund performance against traditional benchmark: SPI (TR). Source: MSCI ESG rating

	Portfolio	Benchmark
AAA	25.13	24.95
AA	36.44	36.19
A	32.76	33.42
BBB	2.44	3.51
BB	0.68	0.66
B	-	0.05
CCC	-	-
Not ratable	1.66	-
No data coverage	0.89	1.22

Note: For further information on MSCI's ESG rating methodology and the difference between categories "not ratable" and "no data coverage", please refer to the glossary.

Asset breakdown by ESG controversy flag

In % of fund total economic exposure to investee companies. Fund performance against traditional benchmark: SPI (TR). Source: MSCI

	Portfolio	Benchmark
Green	44.80	45.48
Yellow	20.18	21.06
Orange	33.04	32.87
Red	-	-
No data coverage	0.32	0.59

Note: Exposure to investee companies represents 98.34% of portfolio weight for this share class. MSCI only provides data on ESG controversies for corporate issuers. Any remaining instruments (e.g., government bonds) are excluded from this breakdown. For further information on MSCI's ESG controversy flag methodology, please refer to the glossary.

Carbon emission intensity contribution by GICS sector

Tons of CO2 equivalent emission intensity (GHG scopes 1 & 2) per $m sales, by GICS sector split. Fund performance against traditional benchmark: SPI (TR). Source: MSCI

	Portfolio	Benchmark
Materials	75.69	75.41
Consumer Staples	6.40	6.35
Health Care	5.93	6.59
Industrials	2.19	2.33
Others	0.96	1.29
Total	**91.17**	**91.96**

Note: Security weighted data coverage is 97.76% for the portfolio. The total shown in this section may be lower than the one in the 'ESG Overview' section. This is because the figures in this breakdown are not normalized and use the actual weights. For further information on the Carbon emission intensity, please refer to the glossary.

[7] This is an indicative allocation which may change over time. This product is not a direct investment the collaterals displayed above. As a result, it does not reflect the actual performance of the product either positively or negatively. The individual entities and/or instruments mentioned on this page are meant for illustration purposes only and are not intended as a solicitation or an offer to buy or sell any interest or any investment.

Glossary

Accumulating	Indicates a regular reinvestment of the dividends received in the portfolio itself
Annualized risk	Annualized risk is a statistic, which is used to measure the risk of a fund by describing the range of returns, which were achieved in the observation period are most likely to be achieved. Greater volatility implies greater risk.
Annualized return	A measure of how much an investment has increased on average each year during a specific period.
Beta	A measure of the volatility, or systematic risk, of a single security or fund in comparison to the market as a whole.
Carbon emission intensity	The weighted average emissions intensity, which is provided by MSCI ESG, divides the Scopes 1 & 2 emissions in tons of CO2-equivalent by million $ sales. Intensities are broken down by GICS sector and are security weighted.
Distribution policy	Indicates whether the fund distributes or reinvests the dividends received from underlying securities (Accumulating)
ESG aware	This product undertakes investments that explicitly assess and integrate the sustainability characteristics of companies in the investment process.
ESG index	A ticked 'ESG index' box reflects that the ESG fund targets a replication of an ESG index and the reference benchmark is used for the purpose of attaining the environmental and/or social characteristics promoted. In case the box is not ticked, the fund replicates a non-ESG index.
ESG Controversy Flag	ESG Controversy Flag is designed to provide timely and consistent assessments of ESG controversies involving publicly traded companies and fixed income issuers. A controversy case is typically a one-off event such as an environmental oil spill, an accident, or allegations such as safety issues in a production facility. Controversy flags can be red, orange, yellow or green. Red indicates that a company is involved in one or more very severe controversies. Orange indicates that a company has been involved in one or more recent severe structural controversies that are ongoing. Yellow indicates that the company is involved in severe-to-moderate level controversies. Green indicates that the company is not involved in any major controversies. For further information on the methodology, please refer to www.msci.com/esg-investing.
ESG Quality score	The ESG Quality score, based on MSCI ESG scores of underlyings, is measured on a scale from 0 (very poor) to 10 (very good). It does not correspond directly to the underlying Environment, Social and Governance Pillar scores. The Pillar scores are derived on an absolute basis, while the portfolio ESG Quality score is adjusted by MSCI to reflect the industry-specific level of ESG risk exposure. As Pillar scores are absolute, and the portfolio ESG Quality score is relative, the first cannot be averaged to derive the latter. The coverage rate is security weighted.
Issuer ESG Rating	Company and Government ESG Ratings, which are provided by MSCI ESG, are measured on a scale from AAA (highest rating) to CCC (lowest rating). Company ESG Ratings are based on the issuer's exposure to industry specific ESG risks and its ability to mitigate those risks relative to peers. Company ESG Ratings are calculated on an industry relative basis while the underlying individual E, S and G Ratings are absolute. Hence, the ESG Rating cannot be seen as an average of the individual E, S and G Ratings. Government ESG Ratings identify a country's exposure to and management of ESG risk factors and explain how these factors might impact the long-term sustainability of its economy. They are derived from 0-10 scores on underlying factors in the E, S and G pillars. For further information on the MSCI methodology, please refer to www.msci.com/esg-investing.
Ex post	Refers to metrics based on historical data
GICS	Global Industry Classification Standard
Greenhouse gas (GHG) emissions	Scope 1 emissions are generated by a company directly from owned or controlled sources such as the burning of fuels (stationary or mobile), industrial processes, etc. Scope 2 emissions are indirect emissions, primarily those associated with the electricity consumed by a company. Scope 3 emissions are all other indirect emissions associated with a company's operations, such as business travel, waste generated, and products both upstream (in the supply chain) and downstream (use of the products and end of life). Scope 3 emissions typically account for the largest proportion of a company's emissions.
ITD	Inception-to-date
Morningstar	Detailed descriptions of the approach and criteria used in evaluating and endorsing investment strategies can be found here: https://www.morningstar.co.uk/uk/topics/196948/theme/morningstarratingsexplained.aspx.
MTD	Month-to-date
MSCI	MSCI refers to the external data provider MSCI ESG Research LLC and/or its affiliates.
MSCI ESG Methodology	For further information on the methodology applied to assess the ESG characteristics of the investments, please refer to www.msci.com/esg-investing.
NAV	Net Asset Value
Not ratable / No data coverage	Where MSCI considers an asset type for ESG analysis but data on an economic exposure is unavailable due to a lack of data from the data vendor, the investment falls under the category "No data coverage". Where MSCI considers an asset type out of scope for ESG analysis (e.g. Cash, Currency), the economic exposure falls under the category "Not ratable". For further information regarding excluded asset types, please refer to www.msci.com/esg-investing.
Ongoing Charges	For a maximum of 12 months from fund fiscal year end and since inception, the ongoing charges figure is based on estimated expenses. After that, the ongoing charges correspond to the TER of the last annual report. It excludes performance fees and portfolio transaction costs, except in the case of an entry/exit charge paid by the fund when buying or selling shares/units in another collective investment undertaking.
Portfolio/Benchmark ESG Rating	Discrepancies may exist between the portfolio-level ESG Rating calculated by CSAM applying the MSCI methodology (provided in this factsheet) and the ESG Ratings displayed by other providers (e.g., MSCI ESG fund ratings). There are three main reasons for these potential deviations: (1) CSAM uses updated month-end holdings data as basis for its calculation, (2) CSAM consistently uses underlying issuer data where applicable (e.g., equity issuer in case of a convertible bond), and (3) look-through approach for target funds applied by CSAM. The coverage rate is security weighted. For further information on the MSCI methodology, please refer to www.msci.com/esg-investing.
QTD	Quarter-to-date
Spread	The difference or gap that exists between two prices, rates, or yields.
Swing Pricing	A method used to calculate the net asset values of investment funds. Which allows transaction costs arising funds from subscriptions made by incoming investors and redemptions made by outgoing investors to be borne by the incoming and outgoing investors, rather than existing investors.
Sustainable investment objective	Where the 'sustainable investment objective' box is ticked, this means that the product implements our investment strategies that allocate capital into companies that offer solutions to society's challenges and meet a sustainable investment objective. The sustainable investment objective is achieved through a dedicated investment process focusing on investments in themes and sectors whose economic activities address specific ESG challenges. An unticked box reflects that the product does not aim to meet a sustainable investment objective.
TNA	Total Net Assets
Tracking error	Measure of the deviation of the return of a fund compared to the return of a benchmark over a fixed period of time.
Traditional benchmark	The fund follows an ESG benchmark. Nevertheless, the ESG section in this document compares the ESG performance of the portfolio with the one of the traditional (non-ESG) index. This ensures comparability between an ESG portfolio (which tracks the ESG index) and the traditional market index.
YTD	Year-to-date

Warning statements

Asset breakdown	Indicative allocation may change over time. All holdings are shown strictly for information purposes only and do not constitute investment recommendations of UBS. Please note that this does not constitute an offer or a solicitation to buy or sell any interest or any investment.
Performance start date	Performance calculation and presentation start with the first full month of an invested strategy. This can lead to a difference in launch and performance start dates.
PRIIP SRI	The Summary Risk Indicator is a guide to the level of risk of this Product compared to other products. It shows how likely it is that the Product will lose money because of movements in the markets.

ESG Notes

The figures contained in this section are not audited. Where ESG related information, statements and scorings are made in this document, we may have, partially or entirely, relied on publicly available information, internally developed data and/or information obtained from other third-party sources which we believe to be reliable. Our ability to verify such ESG objectives may be limited by the reliability of the data available in respect of the underlying assets and the status of the regulations in relation to tracking and providing such data. We have not independently verified any information obtained from these public and third-party sources and cannot make any representations or warranties as to its accuracy, completeness or reliability. It is possible that the data from ESG data providers may be incorrect, unavailable, or not fully updated. This is especially true where we have limited access to data from external parties regarding the underlying elements of an investment, for example due to a lack of look-through data. Such data gaps could result in an incorrect assessment of a sustainability practice and/or related sustainability risks and opportunities. Investors shall not use the ESG data provided in this document for the sake of meeting their own regulatory disclosure or reporting requirements. We cannot make any guarantee about the content or completeness of such ESG disclosures, which remain subject to change and cannot be relied upon. In particular, we shall not be liable for any errors or omissions in connection with any ESG data herein, or for any direct, indirect, special, punitive, consequential or any other damages (including lost profits). In the absence of a standardized, industry-wide ESG classification system, we have developed our own ESG framework (the "CS Sustainable Investment Framework"). Therefore, investors should note that the ESG classification of the fund reflects our opinion and is based on the CS Sustainable Investment Framework which classification may vary from the classification made by third parties. The fact that a fund follows the CS Sustainable Investment Framework does not necessarily mean that it meets the investors overall investment objectives, nor their sustainability preferences. Given that sustainability regulations and guidelines are still developing, we may need to review certain ESG classifications/descriptions as industry practices change and as more regulatory guidance becomes available. The ESG-performance of a portfolio might also differ from its financial performance and we cannot make any representation as to the correlation between financial and ESG performance. Sustainability-related practices also differ by region, industry and ESG issue and are continually evolving. Consequently, sustainability-related practices may change over time. Similarly, new local sustainability requirements may result in additional compliance costs, disclosure obligations or other restrictions on the fund. Our view on the appropriate classification may also evolve over time, including in response to regulatory guidance or changes in industry approach to classification.

Want to learn more?
Visit: https://credit-suisse.com/fundsearch

Important information
Source: UBS, unless otherwise specified

© 2024 Morningstar. All Rights Reserved. The information contained herein: (1) is proprietary to Morningstar and/or its content providers; (2) may not be copied or distributed; and (3) is not warranted to be accurate, complete or timely. Neither Morningstar nor its content providers are responsible for any damages or losses arising from any use of this information. Past performance is no guarantee of future results. For more information about the rating methodology, time frame, and the number of funds included in the analysis, please visit www.morningstar.com.

MSCI information was used herein; ©2024 MSCI and/or its affiliates. Used with permission all rights reserved; see msci.com/disclaimer.

This material constitutes marketing material of UBS AG and/or its affiliates (hereafter "UBS", "we", "us" or "our").
This material does not constitute or form part of an offer or invitation to issue or sell, or of a solicitation of an offer to subscribe or buy, any securities or other financial instruments, or enter into any other financial transaction, nor does it constitute an inducement or incitement to participate in any product, offering or investment.
This marketing material is not a contractually binding document or an information document required by any legislative provision.
Nothing in this material constitutes investment research or investment advice and may not be relied upon. It is not tailored to your individual circumstances, or otherwise constitutes a personal recommendation, and is not sufficient to take an investment decision.
The information and views expressed herein are those of UBS at the time of writing and are subject to change at any time without notice. They are derived from sources believed to be reliable.
UBS provides no guarantee with regard to the content and completeness of the information and where legally possible does not accept any liability for losses that might arise from making use of the information. If nothing is indicated to the contrary, all figures are unaudited. The information provided herein is for the exclusive use of the recipient.
The information provided in this material may change after the date of this material without notice and UBS has no obligation to update the information.
This material may contain information that is licensed and/or protected under intellectual property rights of the licensors and property right holders. Nothing in this material shall be construed to impose any liability on the licensors or property right holders. Unauthorised copying of the information of the licensors or property right holders is strictly prohibited.
The full offering documentation including, the prospectus or offering memorandum, the Key Investor Information Document (KIID), the Key Information Document (KID), the fund rules, as well as the annual and bi-annual reports ("Full offering documentation"), as the case may be, may be obtained free of charge in one of the languages listed below from the legal entity/entities indicated below and where available via FundSearch (credit-suisse.com/fundsearch).
Information on your local distributors, representatives, information agent, paying agent, if any, and your local contacts in respect of the investment product(s) can be found below.
The only legally binding terms of any investment product described in this material, including risk considerations, objectives, charges and expenses are set forth in the prospectus, offering memorandum, subscription documents, fund contract and/or any other fund governing documents.
For a full description of the features of the products mentioned in this material as well as a full description of the opportunities, risks, and costs associated with the respective products, please refer to the relevant underlying securities prospectuses, sales prospectuses, or other additional product documents, which we will be pleased to provide to you at any time upon request.
The investment promoted in this marketing material concerns the acquisition of units or shares in a fund and not of any underlying assets. The underlying assets are owned by the fund only.
This material may not be forwarded or distributed to any other person and may not be reproduced. Any forwarding, distribution or reproduction is unauthorized and may result in a violation of the U.S. Securities Act of 1933, as amended (the "Securities Act"). The securities referred to herein have not been, and will not be, registered under the Securities Act, or the securities laws of any states of the United States and, subject to certain exceptions, the securities may not be offered, pledged, sold or otherwise transferred within the United States or to, or for the benefit or account of, U.S. persons.

DIFC: This presentation can only be offered to Professional Clients or Market Counterparties. This material is personal to each offeree and may only be used by those persons to whom it has been handed out.

In addition, there may be conflicts of interest with regard to the investment.
In connection with the provision of services, UBS AG and/or its affiliates may pay third parties or receive from third parties, as part of their fee or otherwise, a one-time or recurring fee (e.g., issuing commissions, placement commissions or trailer fees).
Prospective investors should independently and carefully assess (with their tax, legal and financial advisers) the specific risks described in available materials, and applicable legal, regulatory, credit, tax and accounting consequences prior to making any investment decision.
The alternative investment fund manager or the (UCITS) management company, as applicable, may decide to terminate local arrangements for the marketing of the shares/units of a fund, including terminating registrations or notifications with the local supervisory authority.
A summary of investor rights for investing into European Economic Area domiciled investment funds managed or sponsored by Credit Suisse Asset Management can be obtained in English via www.credit-suisse.com/am/regulatory-information, local laws relating to investor rights may apply.

Important note regarding ESG
There is currently no universal definition or exhaustive list defining the issues or factors that are covered by the concept of "ESG" (Environmental, Social, Governance). If not indicated otherwise, 'ESG' is used interchangeably with the terms 'sustainable' and 'sustainability'. Unless indicated otherwise, the views expressed herein are based on our own assumptions and interpretation of ESG at the time of drafting. Our views on ESG may evolve over time and are subject to change.
The impacts of sustainability risks are likely to develop over time and new sustainability risks may be identified as further data and information regarding sustainability factors and impacts become available and the regulatory environment regarding sustainable finance evolves. These developments may entail the risk of reclassification under the CS Sustainable Investment Framework.
Where a sustainability assessment is identified as including elements which track Environmental, Social or Governance (ESG) objectives, we are, wholly or in part, reliant on third-party sources of information (including, but not limited to, such information produced by the issuing/manufacturing company itself) and external guidance. These sources may be limited in terms of correctness, accuracy, availability and timeliness. It is possible that the data from ESG data providers may be incorrect, unavailable (e.g., not existing, or absence of look-through), or not fully updated. We have not sought to independently verify information obtained from public and third-party sources and make no representations or warranties as to accuracy, completeness or reliability of such information. Additionally, as global laws, guidelines and regulations in relation to the tracking and provision of such data are evolving, all such disclosures are made on a non-reliance basis and are subject to change. Unless required by applicable law, we are not obliged to provide updates on sustainability assessments. Any updates might be subject to a time lag, due to e.g., lack of available data.
An ESG assessment reflects the opinion of the assessing party (we or external parties such as rating agencies or other financial institutions). In the absence of a standardized ESG assessment system, each assessing party has its own research and analysis framework/methodology. Therefore, ESG assessment or risk levels given by different assessing parties to the same company/product can vary. Further, ESG assessment is limited to considering company performance against certain ESG criteria only and does not take into account the other factors needed to assess the value of a company.
Unless this has been explicitly communicated in the product or service documentation, no representation is given as to whether the product or service meets any specific regulatory framework or our own criteria for internal sustainability frameworks.
The non-financial / ESG-performance is independent of the financial performance of the portfolio or the product. The performances depend on various factors and may differ significantly. Inclusion of ESG factors in investment strategy does not guarantee a positive sustainability impact or does not necessarily result in successfully identifying and mitigating all material sustainability risks.
The Product Sustainability classification of products and services in this document reflects our opinion based on the CS Sustainable Investment Framework.
In the absence of standardized, industry-wide ESG classification system, we have developed our own ESG framework. Therefore, our Product Sustainability Classification can vary from classification made by third-parties. Given the nascent nature of ESG /sustainability regulation and guidelines, we may need to review the representation that is made in this document regarding the Product Sustainability classifications/descriptions in response to evolving statutory, regulatory or internal guidance or changes in industry approach to classification. This is true for Product Sustainability classification/description made by us and third-parties. As such, any Product Sustainability classification/description referenced in this document is therefore subject to change.
The impacts of sustainability risks are likely to develop over time and new sustainability risks may be identified as further data and information regarding sustainability factors and impacts become available and the regulatory environment regarding sustainable finance evolves. These developments may result in a potential reclassification of products/services under the CS Sustainable Investment Framework.

In addition, due to the evolving nature of regulations, references to relevant regulations such as SFDR, may need to be reviewed in the future and are subject to change.

Where an index is identified as inclusive of constituents which track environmental, social or governance (ESG) objectives, UBS is, wholly or in part, reliant on public sources of information, (including such information produced by the Constituent itself). Further, the ability of UBS to verify such objectives may be limited by the integrity of the data available in respect of the underlying constituents at the relevant point in time and the status and evolution of global laws, guidelines and regulations in relation to the tracking and provision of such data. Therefore, such disclosures are made on a reasonable efforts basis and are subject to change.

In assessing a particular investment, the funds and their Manager may be dependent upon information and data obtained through third parties that may be incomplete, inaccurate or unavailable. This applies in particular for certain investments for which we may only have limited access to data from external parties in respect of the underlying constituents of an investment, due to, e.g., absence of look-through data. In such cases, the fund's manager will attempt to assess such information on a best-effort basis. Such data gaps could result in

the incorrect assessment of a sustainability practice and/or related sustainability risks and opportunities. Sustainability-related practices differ by region, industry and issue which evolve accordingly. An investment's sustainability-related practices or the assessment of such practices by the fund managers may change over time. Similarly, new sustainability requirements imposed by jurisdictions in which the fund manager does business and/or in which the funds are marketed may result in additional compliance costs, disclosure obligations or other implications or restrictions on the fund or on their managers. Under such requirements, the fund managers may be required to classify themselves or the funds against certain criteria, some of which can be open to subjective interpretation. The funds managers' and/or our views on the appropriate classification may develop over time, including in response to statutory or regulatory guidance or changes in industry approach to classification, and this may include making a change to the classification of the fund. Such change to the relevant classification may require further actions to be taken, for example it may require further disclosures by the funds' manager or the funds or it may require new processes to be set up to capture data about the funds or their investments, which may lead to additional cost.

In addition, under Regulation (EU) 2020/852 (the "Taxonomy Regulation") a financial product qualifying as Article 8(1) under SFDR that promotes environmental characteristics must make additional disclosures as of 1 January 2022 on such environmental characteristics and a description of how and to what extent its investments are in economic activities that qualify as environmentally sustainable under Article 3 of the Taxonomy Regulation. However, given the lack of available data, we may not be in the position to take into account the EU Taxonomy alignment of investments in the investment decision process. Accordingly, there might be investments underlying these financial products that may not take into account the EU criteria for environmentally sustainable economic activities. We will keep the situation under continuous review.

Switzerland
Representative for Lux funds and Management Company (Fondsleitung) for Swiss funds: UBS Fund Management (Switzerland) AG*, Aeschenvorstadt 1, 4051 Basel
Paying Agent (for Luxembourg funds), custodian (for Swiss funds) and Distributor - if this material is distributed by: UBS Switzerland AG, Bahnhofstrasse 45, 8001 Zurich
Supervisor (Entity of Registration): Swiss Financial Market Supervisory Authority (FINMA)
Distributor - if this material is distributed by: UBS AG, Bahnhofstrasse 45, 8001 Zurich
Distributor - if this material is distributed by: Credit Suisse Asset Management (Switzerland) Ltd., Kalandergasse 4, CH-8045 Zurich

* Legal entity, from which the full offering documentation, the key investor information document (KIID), the Key Information Document (KID), the fund rules, as well as the annual and bi-annual reports, if any, may be obtained free of charge.

Language versions available: English, German, French or Italian

© UBS 2024. The key symbol and UBS are among the registered and unregistered trademarks of UBS. All rights reserved.