

Credit Suisse Institutional Master Fund Money Market CHF ZB

Fund Fact Sheet

Money Market > CHF

Fund description

- Diversified, high quality portfolio of money market instruments, denominated in the fund's currency with no cross currency exposure anticipated (fully hedged if required).
- Principal investment objective to generate long-term performance consistent with prevailing market indices for money market instruments denominated in the fund's currency.
- Classified as 'Money Market Fund' by the common European money market fund definition.
- Portfolio's average residual term to maturity may not exceed one year.

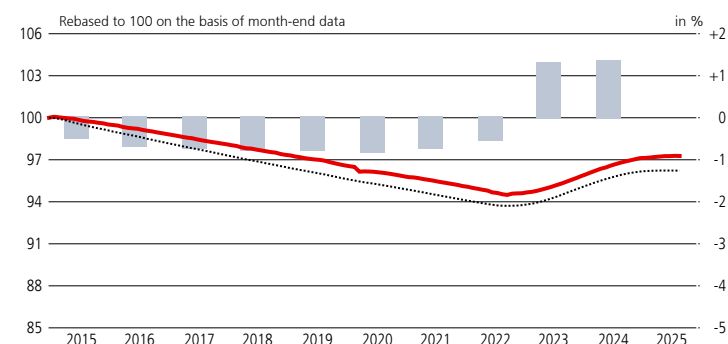
Name of fund	CSIMF Money Market CHF
Share class	CSIMF Money Market CHF ZB
ISIN	CH0031419960
Securities no.	3 141 996
Bloomberg ticker	CSMMMCZ SW
Currency of fund / share class	CHF/CHF
Launch date	26.04.2010
Issue/redemption	daily
Accounting year end	30 April
Benchmark	FTSE 3-Month Swiss Franc Eurodeposit in CHF
Theoretical yield to maturity (gross) ¹	-0.07%
Average remaining maturity (days)	123.30
Distribution	Reinvestment
Management fee p.a.	0.00%
Minimum investment	–
Average rating	A-1+
Name of the Management Company	UBS Fund Management (Switzerland) AG
Fund domicile	Switzerland

¹ The theoretical yield to maturity, refers to the fixed-income part of the portfolio.

Fund Statistics

Net asset value (CHF, 29.08.2025)	858.71
Last 12 months (CHF) – high	861.30
– low	857.07
Total fund assets (CHF m) (29.08.2025)	2 475.66
Share class assets (CHF m)	1 700.90

Performance (basis CHF, net of fees)¹



— Fund performance net of fees (left-hand scale)
— Fund performance per year in % net of fees (right-hand scale)
..... Benchmark (left-hand scale)

Past performance is not a reliable indicator of future results.

in %	2022	2023	2024	2025	Aug. 2025	LTD ³	Ø p.a. 3 years	Ø p.a. 5 years
Fund (CHF)	-0.53	1.29	1.34	0.16	0.00	-1.74	0.96	0.25
Benchmark ⁴	-0.41	1.34	1.19	0.07	-0.01	-3.76 ⁵	0.88	0.22

The performance shown does not take account of any commissions, entry or exit charges.

¹ These figures refer to the past. **If the currency of a financial product, financial service or its costs is different from your reference currency, the return and/or costs can increase or decrease as a result of currency fluctuations.** Source for all data and chart (if not indicated otherwise): UBS Asset Management.

² YTD: year-to-date (since beginning of the year)

³ LTD: launch-to-date

⁴ Reference index in currency of share class (without costs)

⁵ Since end of launch month

in %	03.2025	04.2025	05.2025	06.2025	07.2025	08.2025
Fund (CHF)	0.04	0.04	0.03	0.00	0.01	0.00
Benchmark	0.01	0.01	0.00	0.00	0.00	-0.01

Key Figures

	2 years	3 years	5 years
Beta	0.92	0.90	1.01
Correlation	0.96	0.90	0.96
Volatility ¹			
– Fund	0.18%	0.18%	0.29%
– Benchmark	0.19%	0.18%	0.27%
Tracking error (ex post)	0.05%	0.08%	0.08%
Information ratio	2.25%	0.92%	0.38%
R2	0.92	0.82	0.92

¹ Annualised standard deviation

For more information

UBS Fund Infoline: 0800 899 899

Internet: www.ubs.com/funds

Contact your client advisor

Portfolio management representatives

Marco Barreca

Robbie Taylor

Yiannis Mitilineos

Credit Suisse Institutional Master Fund Money Market CHF ZB

10 largest positions (%)

	Fund
Pfandbriefbank schweizerischer Hypothekarinstitute	18.5
Pfandbriefzentrale der schweizerischen Kantonalban	17.8
Kanton Basel-Stadt	3.8
Eurofima Europaeische Gesellschaft fuer die Finanz	3.6
Swiss National Bank Bill	3.0
Agence Centrale des Organismes de Securite Sociale	2.9
Banque Federative du Credit Mutuel SA	2.9
Zuercher Kantonalbank	2.7
Bank of Nova Scotia/The	2.5
ABN AMRO Bank NV	2.3

Structure of maturities (%)

	Fund
Until 1 month	27.4
1-3 months	25.0
3-6 months	18.9
6-9 months	19.6
9-12 months	8.3
1-2 years	0.7

Benefits

Conservatively positioned with an investment objective to preserve invested capital.
 Well diversified portfolio of high quality money market instruments.
 Actively managed by experienced specialists, supported by in-house credit researchers.
 Low NAV volatility (variable NAV).
 Daily subscriptions and redemptions.
 Competitive money market yields.
 Benefiting from UBS's money market purchasing power.

Investment instrument exposure (%)

	Fund
Bonds/Notes	61.03
CP	17.47
Deposit	10.67
Certificates of deposit	6.24
T-Bills	3.82
Liquidity	0.77
Floating Rate Note	0.00

Credit quality (%)

	Fund
A-1+	72.2
A-1	27.8
A-2	0.0

Risks

The funds invest in money market instruments and may therefore be subject to volatility. For funds following the mark-to-market approach the value of a unit may fall below the purchase price. Changes in interest rates have an effect on the value of the portfolio. The funds might use derivatives which can reduce investor risks or give rise to market risks as well as potential loss due to failure of counterparty. High-grade investment instruments are usually subject to a low credit risk (i.e. potential loss due to failure of issuer). Every fund reveals specific risks. These aspects require corresponding risk tolerance and capacity. All investments are subject to market fluctuations. Every fund has specific risks, which can significantly increase under unusual market conditions. Please consult your client advisor for more information on the investment risks of this product.

Credit Suisse Institutional Master Fund Money Market CHF ZB

Your capital is at risk. The value of an investment may fall as well as rise and you may not get back the original amount. Please note that additional fees (e.g. entry or exit fees) may be charged. Please refer to your financial adviser for more details. Investors should read the Key Information Document, Prospectus and any applicable local offering document prior to investing and to get complete information of the risks. Investors are acquiring units or shares in a fund, and not in a given underlying asset such as building or shares of a company. For a definition of financial terms refer to the glossary available at www.ubs.com/am-glossary.

For marketing and information purposes by UBS. For professional clients / qualified investors only. UBS funds under Swiss law. Arrangements for marketing fund units mentioned in this document may be terminated at the initiative of the management company of the fund(s). Before investing in a product please read the latest prospectus and key information document or similar legal documentation carefully and thoroughly. Any decision to invest should take into account all the characteristics or objectives of the product as described in its prospectus, or similar legal documentation. Investors are acquiring units or shares in a fund, and not in a given underlying asset such as building or shares of a company. The information and opinions contained in this document have been compiled or arrived at based upon information obtained from sources believed to be reliable and in good faith, but is not guaranteed as being accurate, nor is it a complete statement or summary of the securities, markets or developments referred to in the document. Any Index referenced in this document is not administered by UBS. Members of the UBS Group may have a position in and may make a purchase and / or sale of any of the securities or other financial instruments mentioned in this document. Units of UBS funds mentioned herein may not be eligible for sale in all jurisdictions or to certain categories of investors and may not be offered, sold or delivered in the United States. The information mentioned herein is not intended to be construed as a solicitation or an offer to buy or sell any securities or related financial instruments. Past performance is not a reliable indicator of future results. The calculated performance takes all costs on the product level into consideration (ongoing costs). The entry and exit costs, which would have a negative impact on the performance, are not taken into consideration. If whole or part of the total costs to be paid is different from your reference currency, the costs may increase or decrease as a result of currency and exchange rate fluctuations. Commissions and costs have a negative impact on the investment and on the expected returns. If the currency of a financial product or financial service is different from your reference currency, the return can increase or decrease as a result of currency and exchange rate fluctuations. This information pays no regard to the specific or future investment objectives, financial or tax situation or particular needs of any specific recipient. Future performance is subject to taxation which depends on the personal situation of each investor and which may change in the future. The details and opinions contained in this document are provided by UBS without any guarantee or warranty and are for the recipient's personal use and information purposes only. This document may not be reproduced, redistributed or republished for any purpose without the written permission of UBS Asset Management Switzerland AG or a local affiliated company. Source for all data and charts (if not indicated otherwise): UBS Asset Management. A summary of investor rights in English can be found online at www.ubs.com/funds-regulatoryinformation. More explanations of financial terms can be found at www.ubs.com/am-glossary. This document contains statements that constitute "forward-looking statements", including, but not limited to, statements relating to our future business development. While these forward-looking statements represent our judgments and future expectations concerning the development of our business, a number of risks, uncertainties and other important factors could cause actual developments and results to differ materially from our expectations. **Switzerland:** Only occupational pension schemes domiciled in Switzerland, their asset managers (for the assets of these institutions) and other investment foundations are eligible investors in investment foundations, in accordance with the Ordinance on Investment Foundations (ASV). Prospectuses, key information document, the articles of association or the management regulations as well as annual and semi-annual reports of UBS funds are available in a language required by the local applicable law free of charge from UBS Asset Management Switzerland AG, c/o UBS AG, Bahnhofstrasse 45, 8001 Zürich or from UBS Fund Management (Switzerland) AG, P.O. Box, CH-4002 Basel.

© UBS 2025. The key symbol and UBS are among the registered and unregistered trademarks of UBS. All rights reserved.

264718612647183

Credit Suisse Institutional Master Fund Money Market CHF

ESG Report

Terminology used within this document refers to definitions in the Credit Suisse Asset Management Sustainable Investing Policy and does not refer or relate in any way to any regulatory provisions. Where applicable, a country-specific notice is provided in this document and must be read in conjunction with the factsheet.

ESG is an abbreviation for Environmental, Social and Governance (factors). These factors are used to evaluate companies and countries on how advanced they are with respect to sustainability. Once sufficient data on these factors are available, they can be used to assess and compare assets and also to inform the investment process when deciding what assets to buy, hold or sell.

ESG Transparency

This page provides transparency on key sustainability metrics that may be of interest to investors but are not part of the fund's investment process. The following metrics inform investors more broadly on their exposure to selected ESG topics.

ESG details of the top 10 fixed income positions

(in % of fund AuM)^{1,2}

Holding (fixed income)	Weight	ESG Score
Pfandbriefzentrale der schweizerischen Kantonalban	18.1	9.3
Pfandbriefbank schweizerischer Hypothekarinstitute	17.2	7.3
Kanton Basel-Stadt	3.8	6.6
Eurofima Europaeische Gesellschaft fuer die Finanz	3.6	8.9
Swiss National Bank Bill	3.0	8.2
Agence Centrale des Organismes de Securite Sociale	3.0	6.1
Banque Federative du Credit Mutuel SA	3.0	7.7
Zuercher Kantonalbank	2.6	7.3
Bank of Nova Scotia/The	2.5	10.0
ABN AMRO Bank NV	2.3	6.4

¹ This is not a recommendation to buy or sell any security

² AuM = Assets under Management

Source: MSCI ESG Research

External fund ratings¹



¹ As of 30.04.2025

Source: MSCI ESG Research, Morningstar

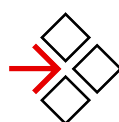
Morningstar ESG Risk Rating™



As of 30.06.2025

MSCI ESG scores, scaled

(holding-weighted average 0-10)



7.9

■ Fund

Environmental

6.6

Social

4.7

Governance

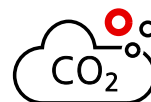
6.8

Fund actual data coverage: 85.0%

Source: MSCI ESG Research

Carbon intensity, scaled - Sovereign issuers

(tCO₂ equivalent per USD million in GDP)




-
Fund

Fund actual data coverage: 48.6%

Source: MSCI ESG Research

Weighted average carbon intensity, scaled - Corporate issuers

(tCO₂ equivalent per USD million sales)



1.9

Fund

Fund actual data coverage: 90.6%

Source: MSCI ESG Research

Glossary

MSCI ESG scores are provided by MSCI ESG Research and are measured on a scale from 0 (lowest/worst score) to 10 (highest/best score). The individual MSCI E-, S-, and G-score indicates the resilience of issuers to environmental, social or governance related risks that are most material to an industry. The aggregated MSCI ESG score is based on these MSCI E-,

S-, and G-scores but normalizes them relative to industry peers. This leads to a weighted average industry-adjusted MSCI ESG score which is comparable across industries. The metric is scaled up to 100% if actual data coverage is above the defined thresholds – fixed income: 50%, equities:

Credit Suisse Institutional Master Fund Money Market CHF

ESG Report

67%, multi-asset: 50%. Otherwise, the metric is reported as "-".

Aggregation of ESG/carbon data: ESG scores of holdings in the portfolio and the reference index are aggregated based on their respective individual weights and ESG scores (sumproduct).

MSCI ESG Fund Ratings are designed to measure the environmental, social and governance (ESG) characteristics of a fund's underlying holdings, making it possible to rank or screen mutual funds and ETFs on a AAA to CCC ratings scale.

Weighted average carbon intensity – corporate issuers/ carbon-intensive sovereign issuers: These metrics measure a fund's exposure to carbon-intensive companies and governments. These metrics provide an insight into potential risks related to the transition to a lower-carbon economy, because companies with higher carbon intensity are likely to face more exposure to carbon related market and regulatory risks. These metrics are applicable across asset classes. It is the sumproduct of the fund weights and individual carbon intensities (carbon emissions scope 1+2 / USDm sales or GDP). The metric is scaled up to 100% if actual data coverage is above the defined thresholds – fixed income, 50%; equities: 67%, multi-asset: 50%. Otherwise, the metric is reported as "-". Classification system to separate corporate and sovereign issuers: Bloomberg Barclays Methodology. Securitised bonds are excluded from the calculation. "No exposure" if the fund is not invested in the respective issuers for the month.

The **Morningstar ESG Risk Rating** helps investors see how mutual funds and ETFs are meeting environmental, social, and corporate governance (ESG) challenges. The rating is given as 1 to 5 "globes," with more globes indicating lower ESG risk.

Notably, the number of globes a fund receives is determined relative to other funds in the same Morningstar Global Category.

Active ESG: Benchmark selection is driven by portfolio implementation considerations, in particular to closely reflect the financial objectives of the fund. For actively managed strategies, a traditional benchmark is generally selected to provide a broad investment universe to which active management is applied. This enables an assessment of the magnitude of ESG improvements against the traditional benchmark and allows the costs and benefits of investing sustainably to be assessed.

Fund of funds investments, derivatives and cash:

Derivatives and fund of funds investments used in the portfolio are treated on a lookthrough basis, whereby the economic exposures to the underlying basket of securities is treated as an actual investment in the individual securities that make up this basket. Broad market derivatives or fund of funds investments may lead to minimal exposures to securities that are excluded from direct investments. Derivatives have an effect on all metric calculations. Given that many of the reporting frameworks available to investors today do not cover the intricacies of derivatives, metrics are provided on a reasonable efforts basis. Portfolios for which we report the sustainability metrics may include cash. The information disclosed in this report, in particular the treatment of derivatives and cash, may or may not correspond with the investment characteristics of the fund and how the fund is managed. The sustainability metrics in this report may therefore differ from other UBS reports produced on the same date.

Important information about sustainable investing strategies

Sustainable investing strategies aim to consider and incorporate environmental, social and governance (ESG) factors into investment process and fund construction. Strategies across geographies and styles approach ESG analysis and incorporate the findings in a variety of ways. Incorporating ESG factors or sustainable investing considerations may inhibit UBS's ability to participate in or to advise on certain investment opportunities that otherwise would be consistent with the Client's investment objectives. The returns on a fund consisting primarily of sustainable investments may be lower or higher than funds where ESG factors, exclusions, or other sustainability issues are not considered by UBS, and the investment instruments available to such funds may differ. Companies, product issuers and/or manufacturers may not necessarily meet high performance standards on all aspects of ESG or sustainable investing issues.

Reconciliation of Assets under Management (AuM)

This report does not contain reconciled AuM positions, it only takes in consideration positions with settlement date as of report date. This means that traded but not settled positions are not included. Therefore, AuM figures in this report may differ from other UBS reports produced on the same date.

Although UBS Asset Management information providers, including without limitation, MSCI ESG Research LLC and its affiliates (the "ESG Parties"), obtain information from sources they consider reliable, none of the ESG Parties warrants or guarantees the originality, accuracy and/or completeness of any data herein. None of the ESG Parties makes any express or implied warranties of any kind, and the ESG Parties hereby expressly disclaim all warranties of merchantability and fitness for a particular purpose, with respect to any data herein. None of the ESG Parties shall have any liability for any errors or omissions in connection with any data herein. Further, without limiting any of the foregoing, in no event shall any of the ESG Parties have any liability for any direct, indirect, special, punitive, consequential or any other damages (including lost profits) even if notified of the possibility of such damages.

Certain information contained herein (the "Information") is sourced from/copyright of MSCI ESG Research LLC (a Registered Investment Adviser under the Investment Advisers Act of 1940), or its affiliates (including MSCI Inc. and its subsidiaries ("MSCI")), or third party suppliers (together with MSCI & MSCI ESG, the "ESG Parties") and may have been used to calculate scores, ratings or other indicators. It may not be reproduced or disseminated in whole or part without prior written permission. The Information has not been submitted to, nor received approval from, the US SEC or any other regulatory body. The Information may not be used to create any derivative works, or in connection with, nor does it constitute, an offer to buy or sell, or a promotion or recommendation of, any security, financial instrument or product, trading strategy, or index, nor should it be taken as an indication or guarantee of any future performance, analysis, forecast or prediction. Some funds may be based on or linked to MSCI indexes, and MSCI may be compensated based on the fund's assets under management or other measures. MSCI has established an information barrier between equity index research and certain Information. None of the Information in and of itself can be used to determine which securities to buy or sell or when to buy or sell them. The Information is provided "as is" and the user assumes the entire risk of any use it may make or permit to be made of the Information. No ESG Party warrants or guarantees the originality, accuracy and/or completeness of the Information and each expressly disclaims all express or implied warranties. No ESG Party shall have any liability for any errors or omissions in connection with any Information herein, or any liability for any direct, indirect, special, punitive, consequential or any other damages (including lost profits) even if notified of the possibility of such damages.